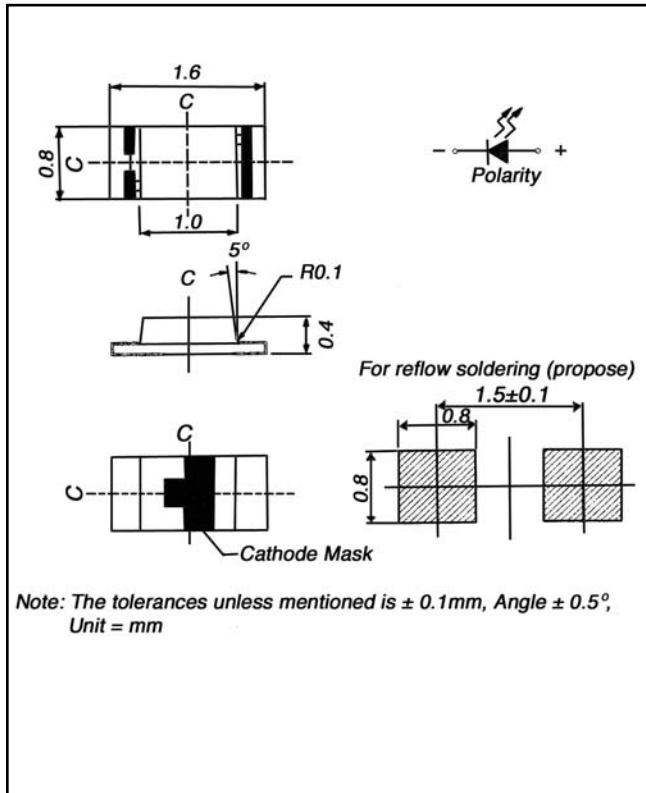




AND7RA

InGaAlP Ultra Bright Red Light Low Profile Surface Mount Package



Features

- 0.40 mm height
- RoHS Compliant
- Compatible with automatic placement equipment.
- Compatible w/ infrared & vapor phase reflow solder process.

Applications

- Backlighting in auto dashboard & switch.
- Flat backlight for LCD, switch & symbol.
- General use for miniature applications.

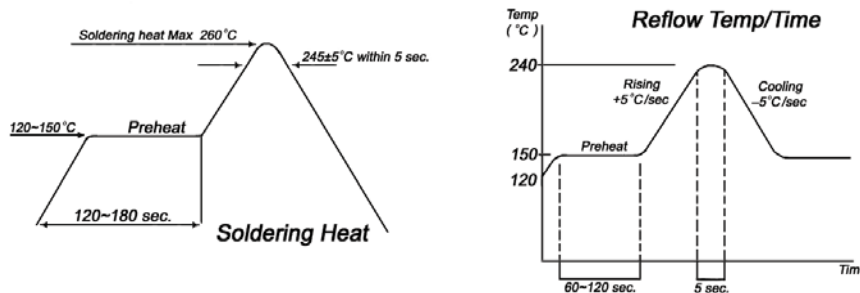
Maximum Ratings ($T_a = 25^\circ\text{C}$)

Characteristics	Symbol	Rating	Unit
Forward Current	I_F	25	mA
Reverse Voltage	V_R	5	V
Power Dissipation	P_D	60	mW
Operating Temp. Range	T_{Opr}	-40~ +85	$^\circ\text{C}$
Storage Temp. Range	T_{Stg}	-40~ +90	$^\circ\text{C}$
Soldering Temp. (for 5 seconds)	T_{Sol}	260	$^\circ\text{C}$
Electrostatic Discharge	ESD	2000	V
Peak Forward Current (Duty 1/10 @ 1KHz)	I_F	60	mA

Electro-Optical Characteristics ($T_a = 25^\circ\text{C}$)

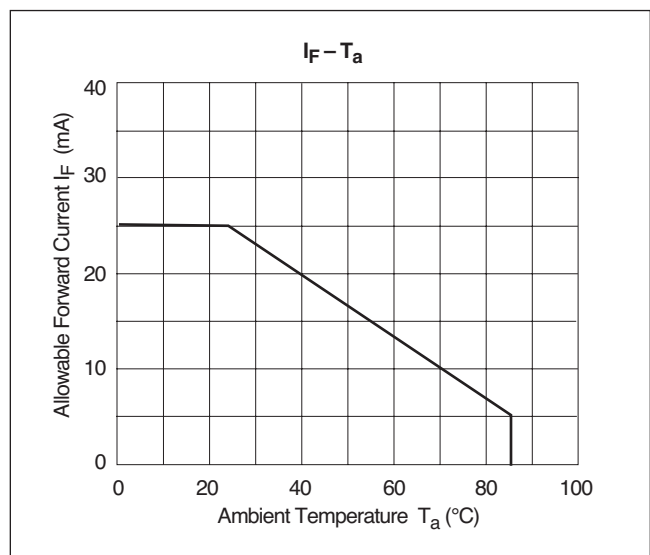
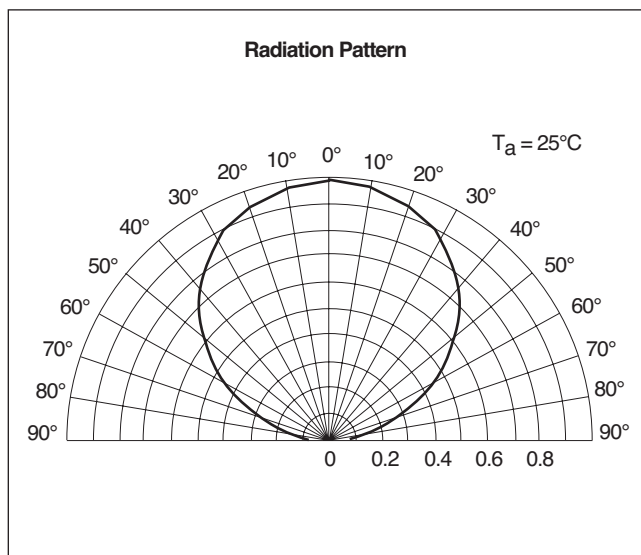
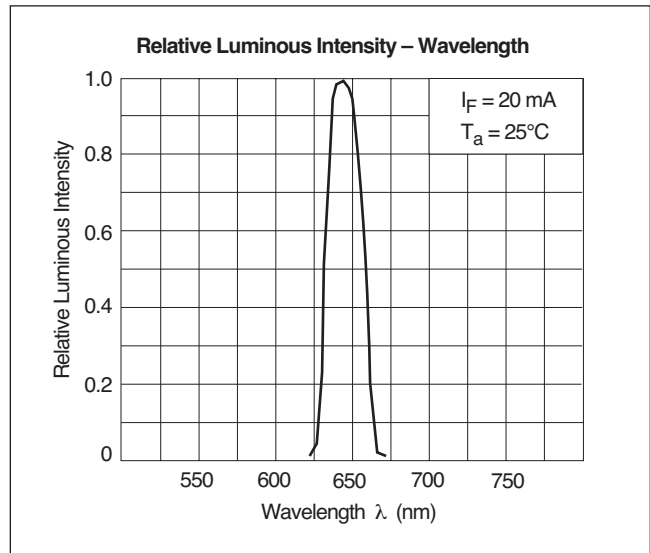
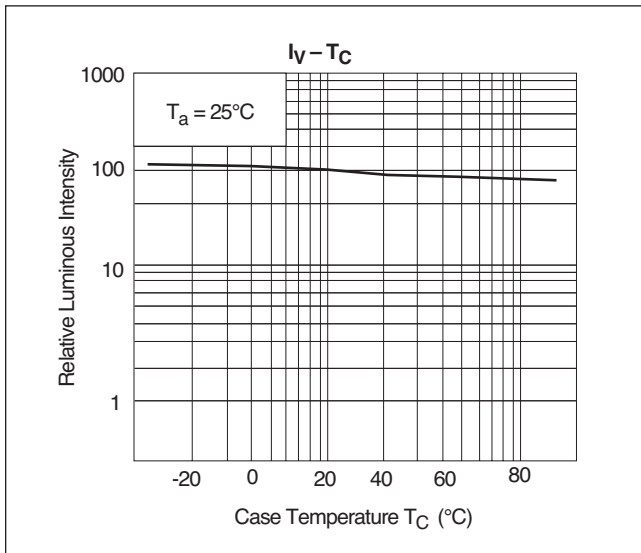
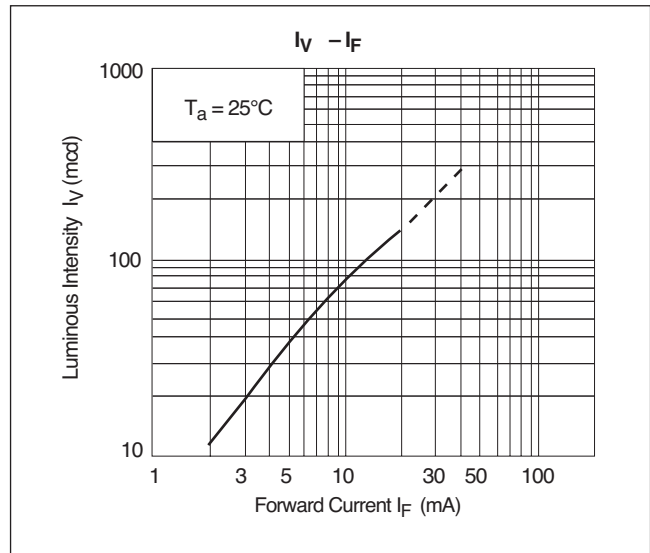
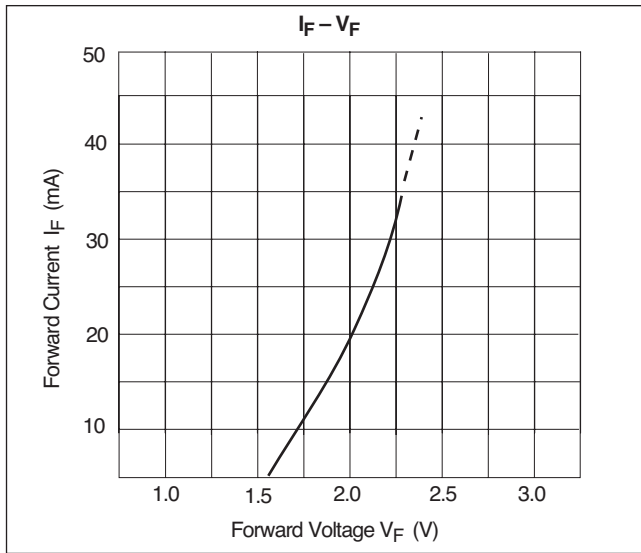
Characteristics	Symbol	Test Condition	Minimum	Typical	Maximum	Unit
Forward Voltage	V_F	$I_F = 5 \text{ mA}$	–	1.6	–	V
Forward Voltage	V_F	$I_F = 20 \text{ mA}$	–	2.0	2.4	V
Reverse Current	I_R	$V_R = 5 \text{ V}$	–	–	10	μA
Luminous Intensity	I_V	$I_F = 5 \text{ mA}$	–	45	–	mcd
Luminous Intensity	I_V	$I_F = 20 \text{ mA}$	90	135	–	mcd
Peak Wavelength	λ_P	$I_F = 20 \text{ mA}$	–	632	–	nm
Spectral Line Half Width	$\Delta\lambda$	$I_F = 20 \text{ mA}$	–	20	–	nm
Dominant Wavelength	λ_d	$I_F = 20 \text{ mA}$	–	624	–	nm
Full Viewing Angle	$2\theta_{1/2}$	$I_F = 20 \text{ mA}$	–	120	–	degree

Recommended solder condition



Product specifications contained herein may be changed without prior notice.

It is therefore advisable to contact Purdy Electronics before proceeding with the design of equipment incorporating this product.





InGaAlP Ultra Bright Red Light

AND7RA
Ultra Bright LED Lamps



InGaAlP Ultra Bright Red Light

AND7RA
Ultra Bright LED Lamps
