

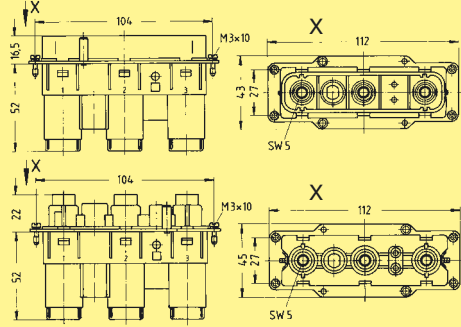
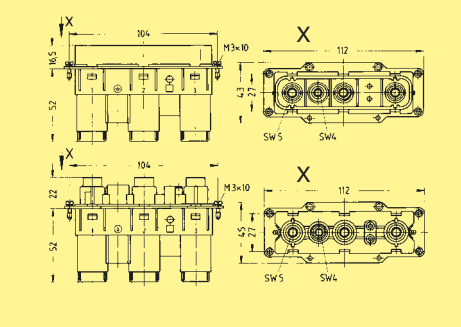


Number of contacts

3/0 without 
3/2 with 



Inserts

Identification	Serie	Part No.		Drawing	Dimensions in mm
		Male insert (M)	Female insert (F)		
Axial screw terminal top-entry  angled 	Han [®] K	3/0	09 38 005 2621	09 38 005 2721	
	Han [®] K	3/2	09 38 005 2601	09 38 005 2701	

¹⁾ Distance for contact max. 21 mm

¹⁾ Distance for contact max. 21 mm

Han HC
Modular