



LED Strips are adhesive backed flex circuits with 3528 LEDs evenly spaced. Lengths from 50mm to 10 meters are available. Use with any accessory from inspired LED.

**Choice of options**

**Brightness**

Ultra Bright – UB, 96 LEDs per meter, 2 colors  
 Super Bright – SB, 60 LEDs per meter, 5 colors  
 Normal Bright – NB, 30 LEDs per meter, 5 colors

**Color**

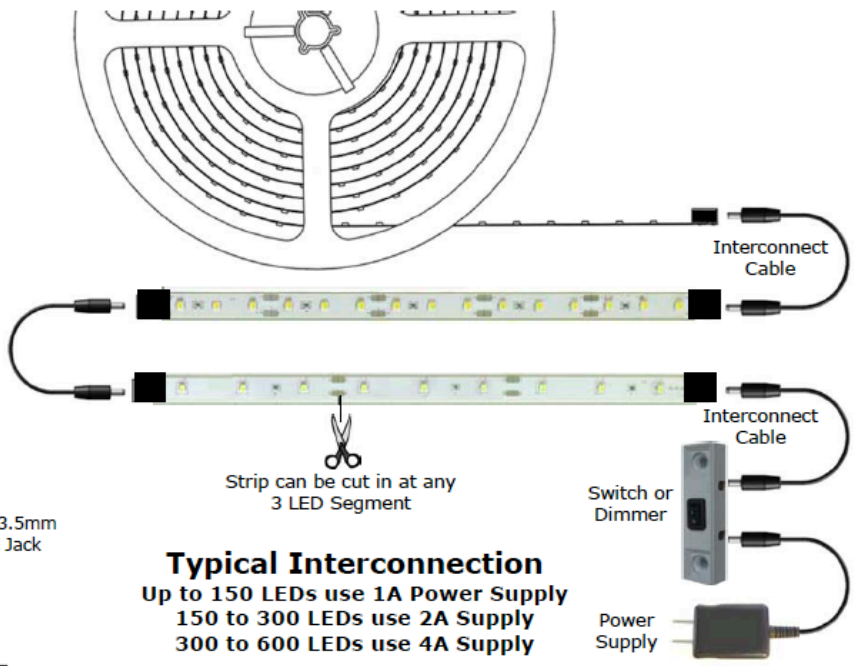
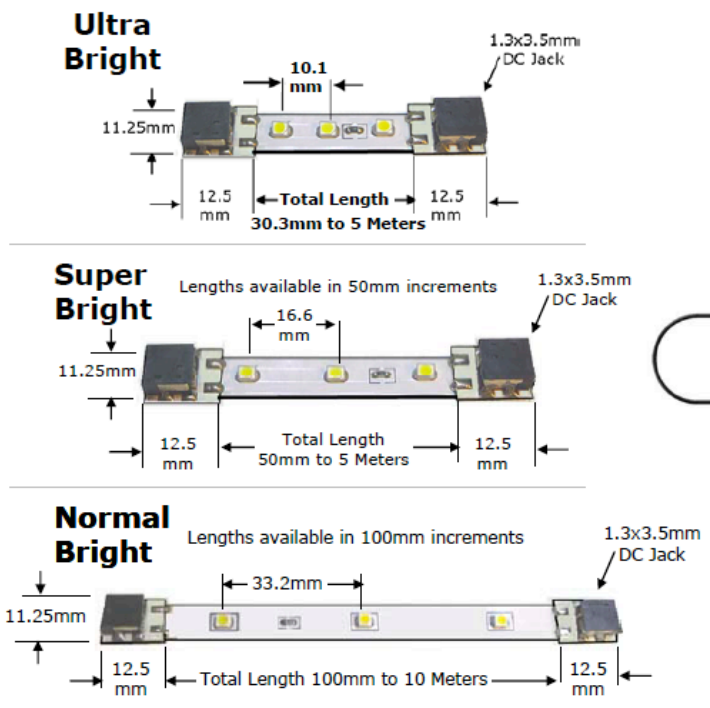
Cool White – 6500K (daylight)  
 Blue – 465nm  
 Red – 625nm  
 Green – 565nm  
 Warm White – 3200K (soft white)

**Cut Length in mm**

Pick a length

**Connector**

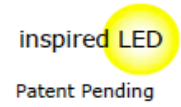
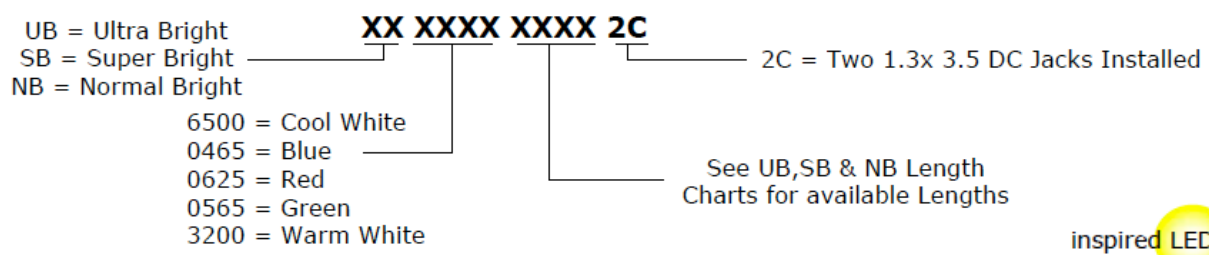
2 Connectors – 2C




**Specifications**

**Power Requirement** – 12VDC per section of 3 LEDs. Each LED rated at .08W, 6.6MA.  
**LED** – 32.x 2.8mm 120° viewing angle  
 Cool White - 4.1 Lumen, 6500 Kelvin  
 Blue – 1 Lumen, 465 nm  
 Red – 1.2 Lumen, 625 nm  
 Green – 1.2 Lumen, 565 nm  
 Warm White – 2.5 Lumen , 3200 Kelvin

**Part Number**






Ultra Bright Length Chart

Table with 5 columns: Part Number, Color, # of LEDs, Length w/ connectors (mm), Current (MA). Rows include LED counts from 3 to 246.

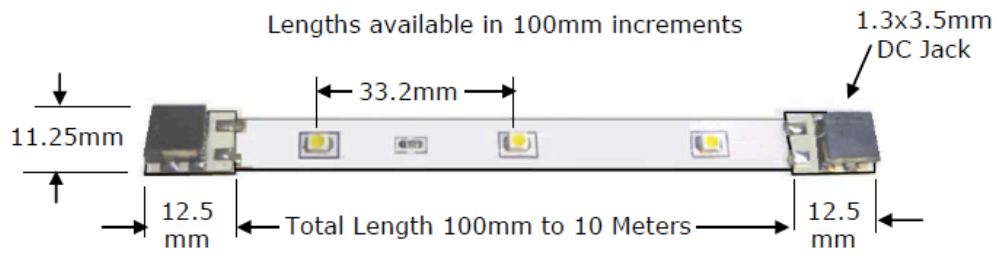
Table with 5 columns: Part Number, Color, # of LEDs, Length w/ connectors (mm), Current (MA). Rows include LED counts from 249 to 492.



### Super Bright Length Chart

Part Number	Color	# of LEDs	Length w/ connectors (mm)	Current required (MA)
SB XXXX 0050	2C	3	75	20
SB XXXX 0100	2C	6	125	40
SB XXXX 0150	2C	9	175	60
SB XXXX 0200	2C	12	225	80
SB XXXX 0250	2C	15	275	100
SB XXXX 0300	2C	18	325	120
SB XXXX 0350	2C	21	375	140
SB XXXX 0400	2C	24	425	160
SB XXXX 0450	2C	27	475	180
SB XXXX 0500	2C	30	525	200
SB XXXX 0550	2C	33	575	220
SB XXXX 0600	2C	36	625	240
SB XXXX 0650	2C	39	675	260
SB XXXX 0700	2C	42	725	280
SB XXXX 0750	2C	45	775	300
SB XXXX 0800	2C	48	825	320
SB XXXX 0850	2C	51	875	340
SB XXXX 0900	2C	54	925	360
SB XXXX 0950	2C	57	975	380
SB XXXX 1000	2C	60	1025	400
SB XXXX 1050	2C	63	1075	420
SB XXXX 1100	2C	66	1125	440
SB XXXX 1150	2C	69	1175	460
SB XXXX 1200	2C	72	1225	480
SB XXXX 1250	2C	75	1275	500
SB XXXX 1300	2C	78	1325	520
SB XXXX 1350	2C	81	1375	540
SB XXXX 1400	2C	84	1425	560
SB XXXX 1450	2C	87	1475	580
SB XXXX 1500	2C	90	1525	600
SB XXXX 1550	2C	93	1575	620
SB XXXX 1600	2C	96	1625	640
SB XXXX 1650	2C	99	1675	660
SB XXXX 1700	2C	102	1725	680
SB XXXX 1750	2C	105	1775	700
SB XXXX 1800	2C	108	1825	720
SB XXXX 1850	2C	111	1875	740
SB XXXX 1900	2C	114	1925	760
SB XXXX 1950	2C	117	1975	780
SB XXXX 2000	2C	120	2025	800
SB XXXX 2050	2C	123	2075	820
SB XXXX 2100	2C	126	2125	840
SB XXXX 2150	2C	129	2175	860
SB XXXX 2200	2C	132	2225	880
SB XXXX 2250	2C	135	2275	900
SB XXXX 2300	2C	138	2325	920
SB XXXX 2350	2C	141	2375	940
SB XXXX 2400	2C	144	2425	960
SB XXXX 2450	2C	147	2475	980
SB XXXX 2500	2C	150	2525	1000

Part Number	Color	# of LEDs	Length w/ connectors (mm)	Current required (MA)
SB XXXX 2550	2C	153	2575	1020
SB XXXX 2600	2C	156	2625	1040
SB XXXX 2650	2C	159	2675	1060
SB XXXX 2700	2C	162	2725	1080
SB XXXX 2750	2C	165	2775	1100
SB XXXX 2800	2C	168	2825	1120
SB XXXX 2850	2C	171	2875	1140
SB XXXX 2900	2C	174	2925	1160
SB XXXX 2950	2C	177	2975	1180
SB XXXX 3000	2C	180	3025	1200
SB XXXX 3050	2C	183	3075	1220
SB XXXX 3100	2C	186	3125	1240
SB XXXX 3150	2C	189	3175	1260
SB XXXX 3200	2C	192	3225	1280
SB XXXX 3250	2C	195	3275	1300
SB XXXX 3300	2C	198	3325	1320
SB XXXX 3350	2C	201	3375	1340
SB XXXX 3400	2C	204	3425	1360
SB XXXX 3450	2C	207	3475	1380
SB XXXX 3500	2C	210	3525	1400
SB XXXX 3550	2C	213	3575	1420
SB XXXX 3600	2C	216	3625	1440
SB XXXX 3650	2C	219	3675	1460
SB XXXX 3700	2C	222	3725	1480
SB XXXX 3750	2C	225	3775	1500
SB XXXX 3800	2C	228	3825	1520
SB XXXX 3850	2C	231	3875	1540
SB XXXX 3900	2C	234	3925	1560
SB XXXX 3950	2C	237	3975	1580
SB XXXX 4000	2C	240	4025	1600
SB XXXX 4050	2C	243	4075	1620
SB XXXX 4100	2C	246	4125	1640
SB XXXX 4150	2C	249	4175	1660
SB XXXX 4200	2C	252	4225	1680
SB XXXX 4250	2C	255	4275	1700
SB XXXX 4300	2C	258	4325	1720
SB XXXX 4350	2C	261	4375	1740
SB XXXX 4400	2C	264	4425	1760
SB XXXX 4450	2C	267	4475	1780
SB XXXX 4500	2C	270	4525	1800
SB XXXX 4550	2C	273	4575	1820
SB XXXX 4600	2C	276	4625	1840
SB XXXX 4650	2C	279	4675	1860
SB XXXX 4700	2C	282	4725	1880
SB XXXX 4750	2C	285	4775	1900
SB XXXX 4800	2C	288	4825	1920
SB XXXX 4850	2C	291	4875	1940
SB XXXX 4900	2C	294	4925	1960
SB XXXX 4950	2C	297	4975	1980
SB XXXX 5000	2C	300	5025	2000



### Normal Bright Length Chart

Part Number	Color	# of LEDs	Length w/ connectors (mm)	Current required (MA)
NB XXXX 0100 2C		3	125	20
NB XXXX 0200 2C		6	225	40
NB XXXX 0300 2C		9	325	60
NB XXXX 0400 2C		12	425	80
NB XXXX 0500 2C		15	525	100
NB XXXX 0600 2C		18	625	120
NB XXXX 0700 2C		21	725	140
NB XXXX 0800 2C		24	825	160
NB XXXX 0900 2C		27	925	180
NB XXXX 1000 2C		30	1025	200
NB XXXX 1100 2C		33	1125	220
NB XXXX 1200 2C		36	1225	240
NB XXXX 1300 2C		39	1325	260
NB XXXX 1400 2C		42	1425	280
NB XXXX 1500 2C		45	1525	300
NB XXXX 1600 2C		48	1625	320
NB XXXX 1700 2C		51	1725	340
NB XXXX 1800 2C		54	1825	360
NB XXXX 1900 2C		57	1925	380
NB XXXX 2000 2C		60	2025	400
NB XXXX 2100 2C		63	2125	420
NB XXXX 2200 2C		66	2225	440
NB XXXX 2300 2C		69	2325	460
NB XXXX 2400 2C		72	2425	480
NB XXXX 2500 2C		75	2525	500
NB XXXX 2600 2C		78	2625	520
NB XXXX 2700 2C		81	2725	540
NB XXXX 2800 2C		84	2825	560
NB XXXX 2900 2C		87	2925	580
NB XXXX 3000 2C		90	3025	600
NB XXXX 3100 2C		93	3125	620
NB XXXX 3200 2C		96	3225	640
NB XXXX 3300 2C		99	3325	660
NB XXXX 3400 2C		102	3425	680
NB XXXX 3500 2C		105	3525	700
NB XXXX 3600 2C		108	3625	720
NB XXXX 3700 2C		111	3725	740
NB XXXX 3800 2C		114	3825	760
NB XXXX 3900 2C		117	3925	780
NB XXXX 4000 2C		120	4025	800
NB XXXX 4100 2C		123	4125	820
NB XXXX 4200 2C		126	4225	840
NB XXXX 4300 2C		129	4325	860
NB XXXX 4400 2C		132	4425	880
NB XXXX 4500 2C		135	4525	900
NB XXXX 4600 2C		138	4625	920
NB XXXX 4700 2C		141	4725	940
NB XXXX 4800 2C		144	4825	960
NB XXXX 4900 2C		147	4925	980
NB XXXX 5000 2C		150	5025	1000

Part Number	Color	# of LEDs	Length w/ connectors (mm)	Current required (MA)
NB XXXX 5100 2C		153	5125	1020
NB XXXX 5200 2C		156	5225	1040
NB XXXX 5300 2C		159	5325	1060
NB XXXX 5400 2C		162	5425	1080
NB XXXX 5500 2C		165	5525	1100
NB XXXX 5600 2C		168	5625	1120
NB XXXX 5700 2C		171	5725	1140
NB XXXX 5800 2C		174	5825	1160
NB XXXX 5900 2C		177	5925	1180
NB XXXX 6000 2C		180	6025	1200
NB XXXX 6100 2C		183	6125	1220
NB XXXX 6200 2C		186	6225	1240
NB XXXX 6300 2C		189	6325	1260
NB XXXX 6400 2C		192	6425	1280
NB XXXX 6500 2C		195	6525	1300
NB XXXX 6600 2C		198	6625	1320
NB XXXX 6700 2C		201	6725	1340
NB XXXX 6800 2C		204	6825	1360
NB XXXX 6900 2C		207	6925	1380
NB XXXX 7000 2C		210	7025	1400
NB XXXX 7100 2C		213	7125	1420
NB XXXX 7200 2C		216	7225	1440
NB XXXX 7300 2C		219	7325	1460
NB XXXX 7400 2C		222	7425	1480
NB XXXX 7500 2C		225	7525	1500
NB XXXX 7600 2C		228	7625	1520
NB XXXX 7700 2C		231	7725	1540
NB XXXX 7800 2C		234	7825	1560
NB XXXX 7900 2C		237	7925	1580
NB XXXX 8000 2C		240	8025	1600
NB XXXX 8100 2C		243	8125	1620
NB XXXX 8200 2C		246	8225	1640
NB XXXX 8300 2C		249	8325	1660
NB XXXX 8400 2C		252	8425	1680
NB XXXX 8500 2C		255	8525	1700
NB XXXX 8600 2C		258	8625	1720
NB XXXX 8700 2C		261	8725	1740
NB XXXX 8800 2C		264	8825	1760
NB XXXX 8900 2C		267	8925	1780
NB XXXX 9000 2C		270	9025	1800
NB XXXX 9100 2C		273	9125	1820
NB XXXX 9200 2C		276	9225	1840
NB XXXX 9300 2C		279	9325	1860
NB XXXX 9400 2C		282	9425	1880
NB XXXX 9500 2C		285	9525	1900
NB XXXX 9600 2C		288	9625	1920
NB XXXX 9700 2C		291	9725	1940
NB XXXX 9800 2C		294	9825	1960
NB XXXX 9900 2C		297	9925	1980
NB XXXX 9999 2C		300	10024	2000

# Mouser Electronics

Authorized Distributor

Click to View Pricing, Inventory, Delivery & Lifecycle Information:

## Inspired LED:

[UB-3200-CT](#) [UB-3200-TR](#) [UB-6500-CT](#) [UB-6500-TR](#) [NB-RGB-CT](#) [UB-0465-CT](#) [UB-0465-TR](#) [NB-0465-CT](#) [NB-0465-TR](#) [NB-0565-CT](#) [NB-0565-TR](#) [NB-0625-CT](#) [NB-0625-TR](#) [NB-3200-CT](#) [NB-3200-TR](#) [NB-6500-CT](#) [NB-6500-TR](#) [SB-0465-CT](#) [SB-0465-TR](#) [SB-0565-CT](#) [SB-0565-TR](#) [SB-0625-CT](#) [SB-0625-TR](#) [SB-3200-CT](#) [SB-3200-TR](#) [SB-6500-CT](#) [SB-6500-TR](#) [NB-RGB-TR](#)