

**WHITE LED DRIVER****AP3008****General Description**

The AP3008 is a 1.2MHz PWM boost switching regulator designed for constant-current white LED driver applications.

The AP3008 can drive a string of 2 to 3 white LEDs from a 2.7V supply in series, ensuring uniform brightness and eliminating several ballast resistors. The AP3008 implements a constant frequency 1.2MHz PWM control scheme. The high frequency PWM operation also saves board space by reducing external component sizes. To improve efficiency, the feedback voltage is set to 95 mV, which reduces the power dissipation in the current setting resistor.

The AP3008 is equipped with OVP protection ability, the SW pin monitors the output voltage and will turn off the device if an over-voltage condition is present to prevent damage from an open circuit condition.

The AP3008 is available in SOT-23-5L package.

**Features**

- Inherently Uniform LED Current
- High Efficiency up to 84%
- Drives 2 to 3 LEDs from a 2.7V Supply
- 1.2MHz PWM Operation Frequency
- Requires Only 0.22 $\mu$ F Output Capacitor
- Shutdown Current: < 1 $\mu$ A
- Built-in Output Over-Voltage Protection
- Under Voltage Lock Out (UVLO)

**Applications**

- Digital Cameras
- LCD modules
- GPS Receivers
- Cellular Phones
- PDAs, Handheld Computers




Figure 1. Package Type of AP3008

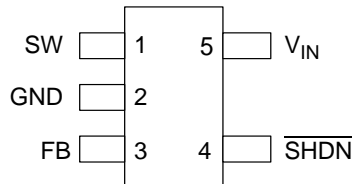
**WHITE LED DRIVER****AP3008****Pin Configuration**K Package  
(SOT-23-5L)

Figure 2. Pin Configuration of AP3008 (Top View)

**Pin Description**

Pin Number	Pin Name	Function
1	SW	Switch Pin. Connect inductor/diode here. The output voltage can range up to 29V but not extend this limit. If the voltage on this pin is higher than the overvoltage protection threshold (OVP), the device comes back to shutdown mode. To restart the chip, one must then send a low to high sequence on shutdown pin or switch off the $V_{IN}$ supply.
2	GND	Ground Pin.
3	FB	Voltage Feedback. Reference voltage is 95mV.
4	$\overline{\text{SHDN}}$	Shutdown Pin. Connect to 1.5V or higher to enable device; Connect to 0.4V or less to disable device.
5	$V_{IN}$	Input Supply Pin. Must be locally bypassed.



**WHITE LED DRIVER**

**AP3008**

**Functional Block Diagram**

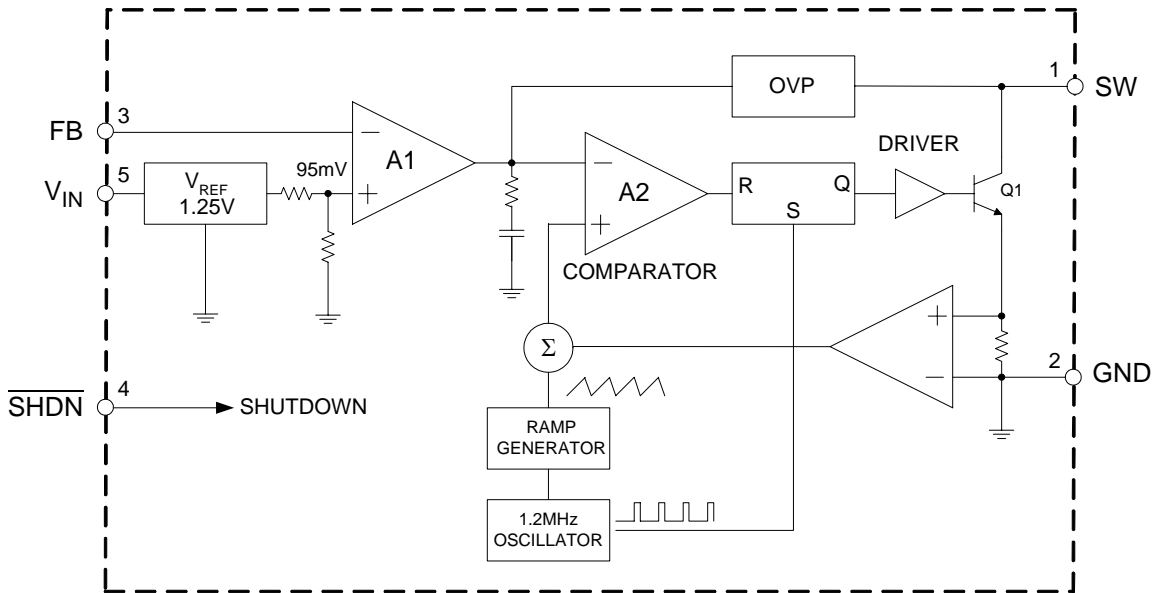
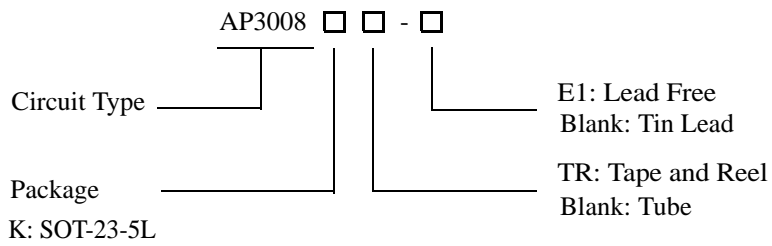


Figure 3. Functional Block Diagram of AP3008

**Ordering Information**



Package	Temperature Range	Part Number		Marking ID		Packing Type
		Tin Lead	Lead Free	Tin Lead	Lead Free	
SOT-23-5L	-40 to 85°C	AP3008KTR	AP3008KTR-E1	K1B	E1B	Tape & Reel

BCD Semiconductor's Pb-free products, as designated with "E1" suffix in the part number, are RoHS compliant.

**WHITE LED DRIVER****AP3008****Absolute Maximum Ratings (Note 1)**

Parameter	Symbol	Value	Unit
Input Voltage	$V_{IN}$	15	V
SW Voltage		36	V
FB Voltage		10	V
SHDN Voltage		15	V
Thermal Resistance (Junction to Atmosphere, no Heat sink)	$R_{\theta JA}$	265	°C/W
Operating Junction Temperature		150	°C
Storage Temperature Range	$T_{STG}$	-65 to 150	°C
Lead Temperature (Soldering, 10sec)	$T_{LEAD}$	260	°C
ESD (Machine Model)		250	V
ESD (Human Body Model)		2000	V

Note 1: Stresses greater than those listed under "Absolute Maximum Ratings" may cause permanent damage to the device. These are stress ratings only, and functional operation of the device at these or any other conditions beyond those indicated under "Recommended Operating Conditions" is not implied. Exposure to "Absolute Maximum Ratings" for extended periods may affect device reliability.

**Recommended Operating Conditions**

Parameter	Symbol	Min	Max	Unit
Operating Temperature Range	$T_{OP}$	-40	85	°C
Operating Voltage Range		2.5	12	V

**WHITE LED DRIVER****AP3008****Electrical Characteristics** $(V_{IN}=3V, V_{SHDN}=3V, T_A=25^{\circ}C, \text{ unless otherwise specified.})$ 

Parameter	Symbol	Conditions	Min	Typ	Max	Unit
Feedback Voltage	$V_{FB}$	$I_{SW}=100mA, \text{ Duty Cycle}=66\%$	86	95	104	mV
FB Pin Bias Current				45	100	nA
Supply Current	$I_{CC}$	$V_{SHDN}=V_{IN}, V_{FB}=V_{IN}, \text{ No switching}$		1.9	2.5	mA
Supply Current	$I_Q$	$V_{SHDN}=0V$		0.1	1.0	$\mu A$
Switch Frequency	f		0.8	1.2	1.6	MHz
Maximum Duty Cycle	$D_{MAX}$		85	90		%
Switch Current Limit	$I_{LIM}$	Duty=15%		320		mA
Switch VCESAT	$V_{CESAT}$	$I_{SW}=250mA$		350		mV
Switch Leakage Current		$V_{SW}=5V$		0.01	5	$\mu A$
SHDN Voltage	$V_{TH}$	High	1.5			V
	$V_{TL}$	Low			0.4	
SHDN Pin Bias Current				50		$\mu A$
OVP Voltage	$V_{OVP}$			29		V



**WHITE LED DRIVER**

**AP3008**

**Typical Performance Characteristics**

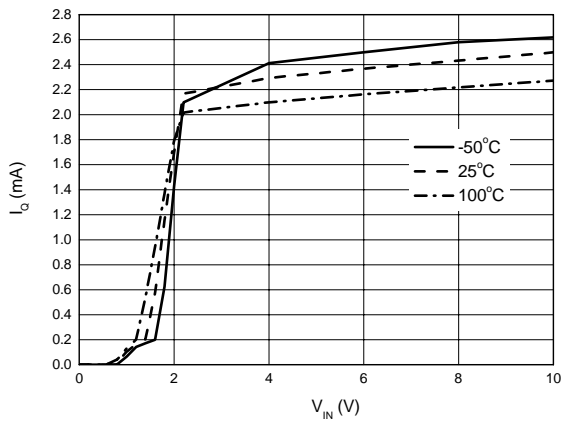


Figure 4. Quiescent Current vs.  $V_{IN}$

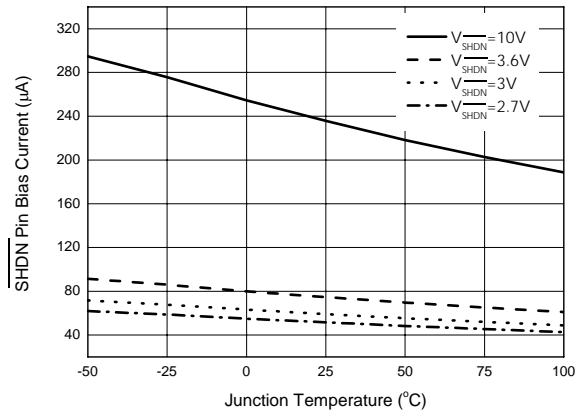


Figure 5.  $\overline{\text{SHDN}}$  Pin Bias Current vs. Junction Temperature

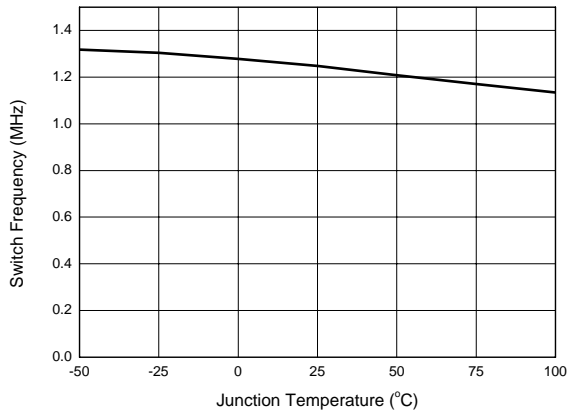


Figure 6. Switch Frequency vs. Junction Temperature

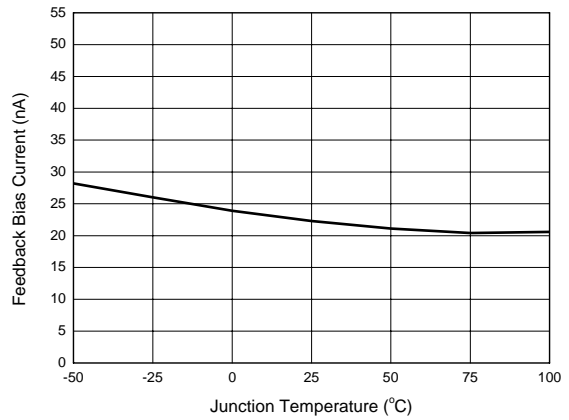


Figure 7. Feedback Bias Current vs. Junction Temperature



**WHITE LED DRIVER**

**AP3008**

**Typical Performance Characteristics (Continued)**

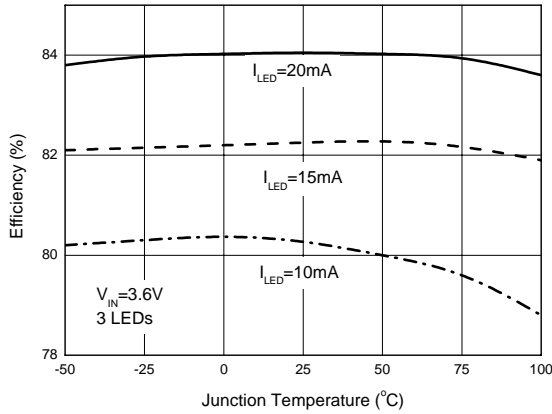


Figure 8. Efficiency vs. Junction Temperature

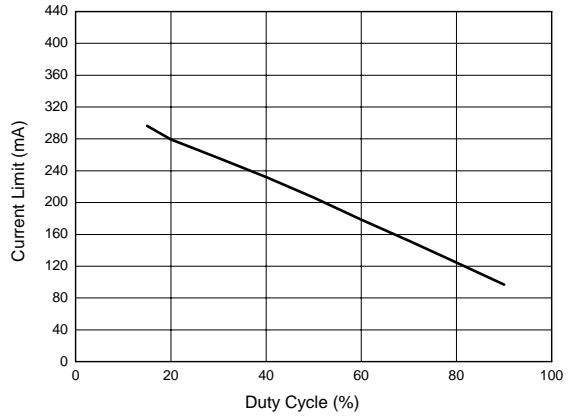


Figure 9. Switch Current vs. Duty Cycle

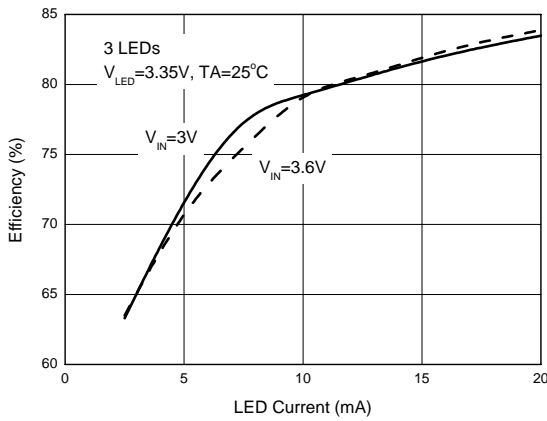


Figure 10. Efficiency vs. LED Current

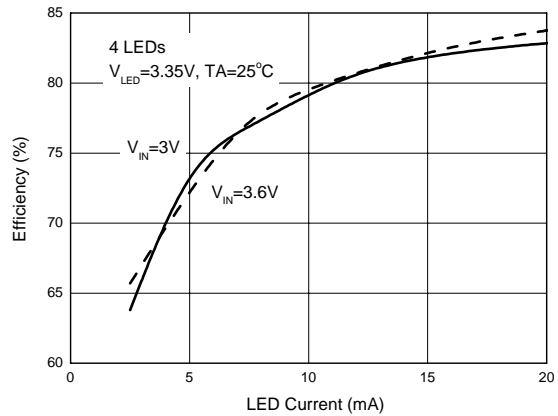
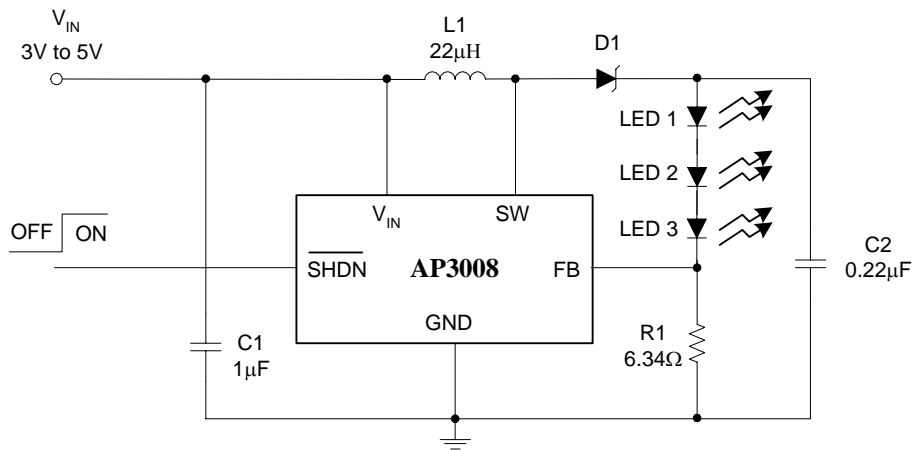


Figure 11. Efficiency vs. LED Current



**WHITE LED DRIVER** **AP3008**

**Typical Application**



C1, C2: X5R or X7R Dielectric  
L1: SUMIDA CDRH5D28R-220NC or Equivalent

Figure 12. Three White LEDs Driver





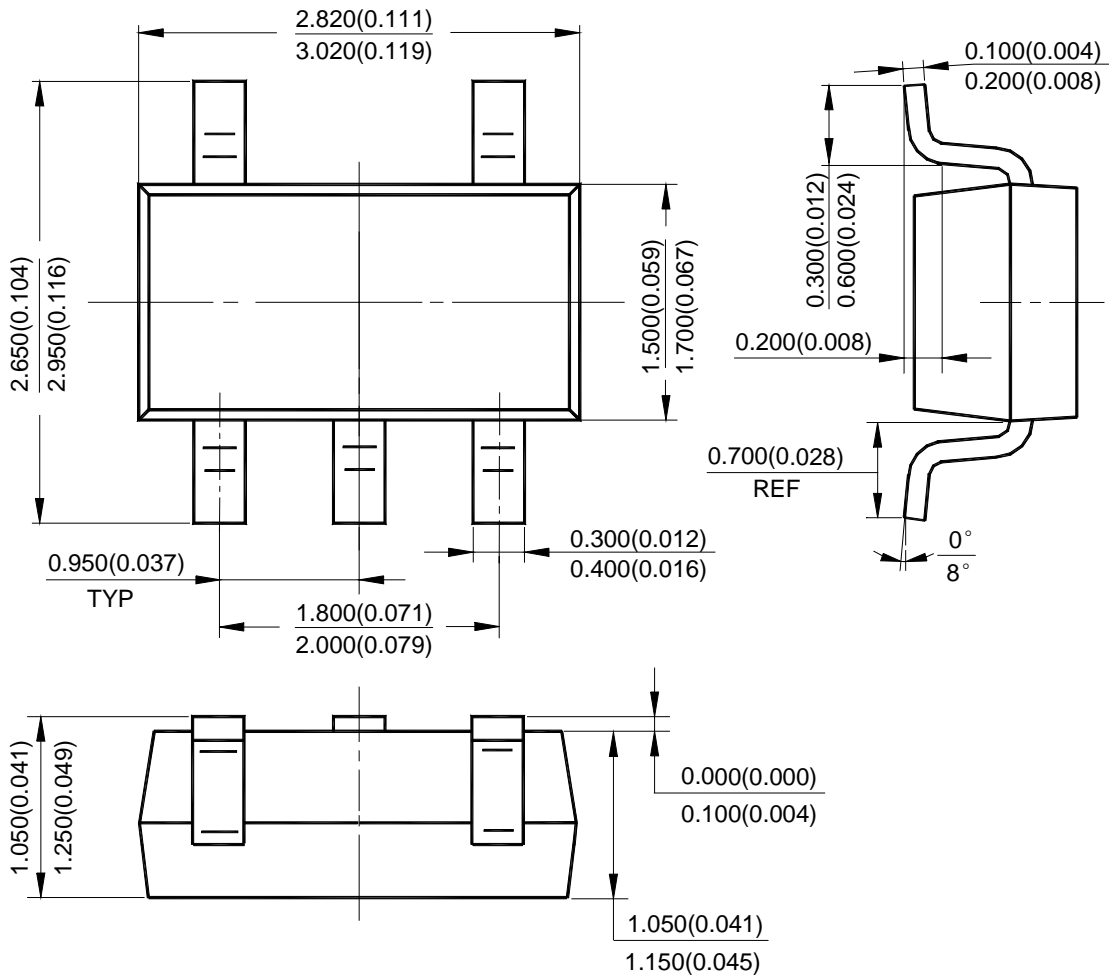
**WHITE LED DRIVER**

**AP3008**

**Mechanical Dimensions**

**SOT-23-5L**

**Unit: mm(inch)**





BCD Semiconductor Manufacturing Limited

<http://www.bcdsemi.com>

### IMPORTANT NOTICE

BCD Semiconductor Manufacturing Limited reserves the right to make changes without further notice to any products or specifications herein. BCD Semiconductor Manufacturing Limited does not assume any responsibility for use of any its products for any particular purpose, nor does BCD Semiconductor Manufacturing Limited assume any liability arising out of the application or use of any its products or circuits. BCD Semiconductor Manufacturing Limited does not convey any license under its patent rights or other rights nor the rights of others.

---

#### MAIN SITE

**BCD Semiconductor Manufacturing Limited**  
- Wafer Fab  
Shanghai SIM-BCD Semiconductor Manufacturing Limited  
800, Yi Shan Road, Shanghai 200233, China  
Tel: +86-21-6485 1491, Fax: +86-21-5450 0008

**BCD Semiconductor Manufacturing Limited**  
- IC Design Group  
Advanced Analog Circuits (Shanghai) Corporation  
8F, Zone B, 900, Yi Shan Road, Shanghai 200233, China  
Tel: +86-21-6495 9539, Fax: +86-21-6485 9673

#### REGIONAL SALES OFFICE

**Shenzhen Office**  
Shanghai SIM-BCD Semiconductor Manufacturing Co., Ltd. Shenzhen Office  
Advanced Analog Circuits (Shanghai) Corporation Shenzhen Office  
27B, Tower C, 2070, Middle Shen Nan Road, Shenzhen 518031, China  
Tel: +86-755-8368 3987, Fax: +86-755-8368 3166

**Taiwan Office**  
BCD Semiconductor (Taiwan) Company Limited  
4F, 298-1, Rui Guang Road, Nei-Hu District, Taipei,  
Taiwan  
Tel: +886-2-2656 2808, Fax: +886-2-2656 2806

**USA Office**  
BCD Semiconductor Corporation  
3170 De La Cruz Blvd., Suite 105, Santa Clara,  
CA 95054-2411, U.S.A  
Tel: +1-408-988 6388, Fax: +1-408-988 6386