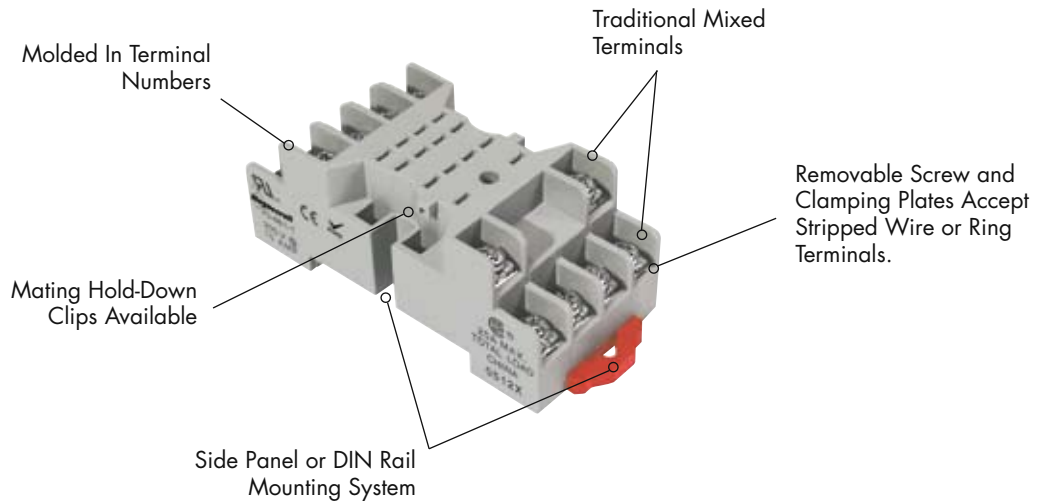


## 70-461-1 Socket/10 Amp Rating, 300 Volts



**BOLD-FACED PART NUMBERS ARE NORMALLY STOCKED**

**Standard Part Number**

**Description**

**70-461-1**

14-Pin, DIN/Panel Mount with Screw Terminals & Clamping Plates



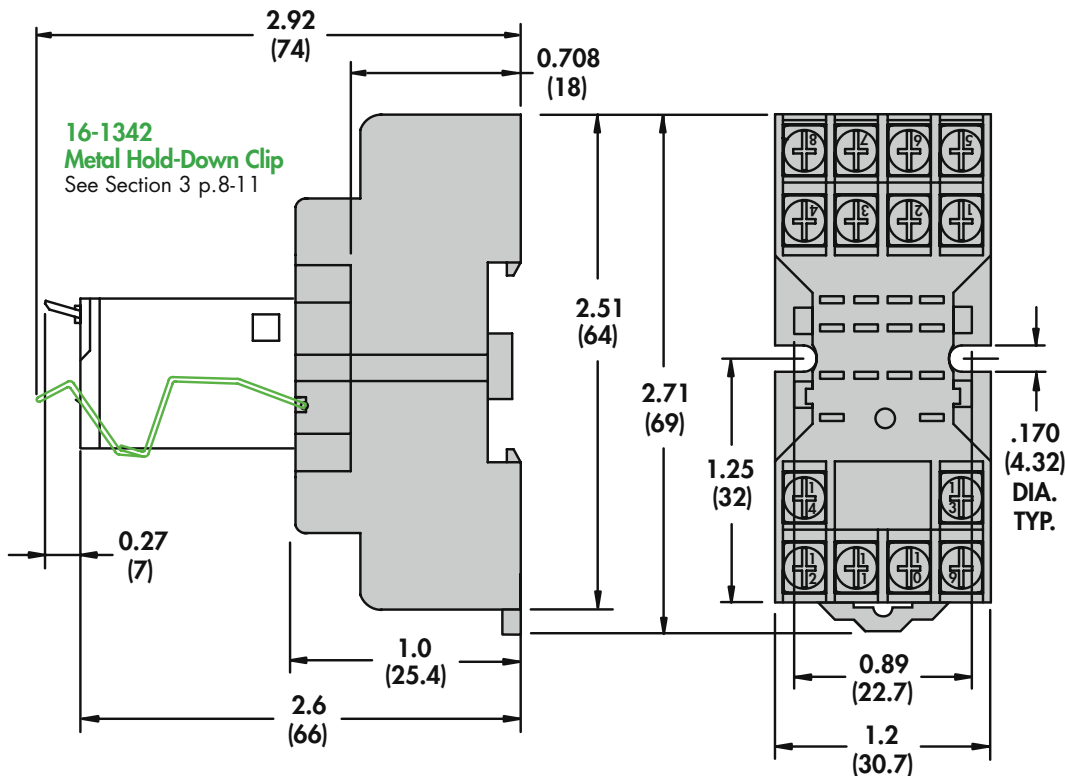
### General Specifications (UL 508)

Characteristics	Units	Value
Number of Terminals		14
<b>Electrical Rating</b>		
Nominal Voltage Rating	Volts	300
Nominal Current Rating	Amps	10
<b>Dielectric Strength</b>		
Output to Adjacent Output Terminals	V rms	1600
Output to Input Terminals	V rms	1600
Terminals to Rail / Chassis	V rms	1600
<b>Temperature</b>		
Operating Range:	°C	- 40 to + 80
Storage Range:	°C	- 40 to + 105
<b>Construction</b>		
Internal Metal Tracks		Copper Alloy, Zinc Plated
Screw Terminals		Steel, Zinc Plated
Screw Style		Combination Head,
Screw size	mm	M3
Screw Torque 3.5 mm (Maximum)	Lb-in / Nm	7 / 0.8
<b>Miscellaneous</b>		
Socket Mounting:		Din / Panel
Wire Size Capacity (Maximum)	EN 60204-1	AWG mm2
Soild Cu	AWG, mm2	16 / 18 (2) 1.5 / 0.75 (2)
Stranded Cu	AWG, mm2	16 / 18 (2) 1.5 / 0.75 (2)
Wire Connection Method		Screw Clamping
DIN Rail Mounting	EN 60715	35mm
Chassis Mount Screw Torque	Lb-in / Nm	7 / 0.8
Flamability Rating	Class	94V0
Body Color		Light Gray
DIN Locking Method		Red Plastic Locking Clip
Product Certification		UL, CSA
Conformance		CE, RoHS
Weight	grams	50

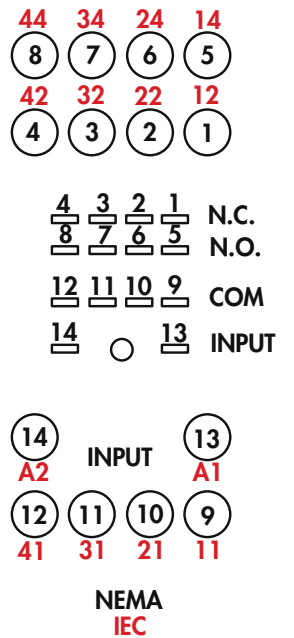
### Optional Mating Accessories



Standard Part Number	Description	Catalog Location
782XD1, 2, 3 & 782H	Relays	Section 1 p.18-19, 42-43
16-1342	Metal Hold-Down Clip for 782 and 782H Relays	Section 3 p.8-11
TDR782DX	Relay	Section 5 p.14-17
16-TDR782SC	Metal Hold-Down Clip for TDR782	Section 3 p.8-11
16-700DIN	Metal DIN Rail	Section 3 p.19
16-DCLIP-1	DIN Rail Locking Clip	Section 3 p.19



#### Wiring Diagram Top View



# Mouser Electronics

Authorized Distributor

Click to View Pricing, Inventory, Delivery & Lifecycle Information:

[Schneider Electric:](#)

[70-461-1](#)