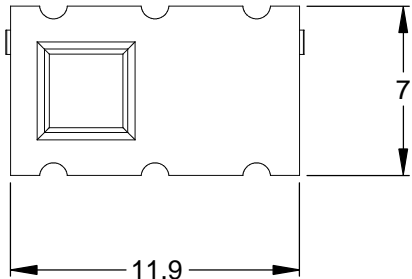
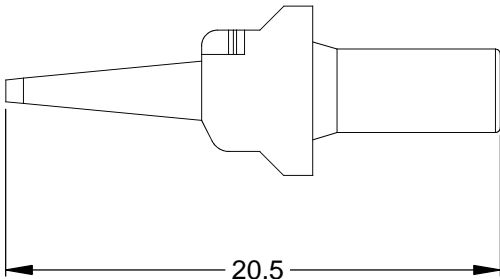
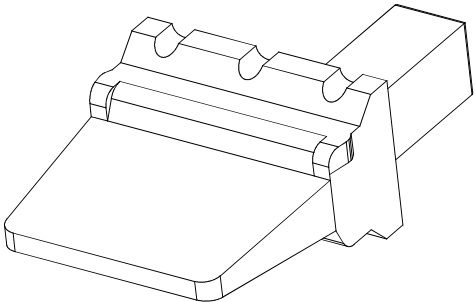
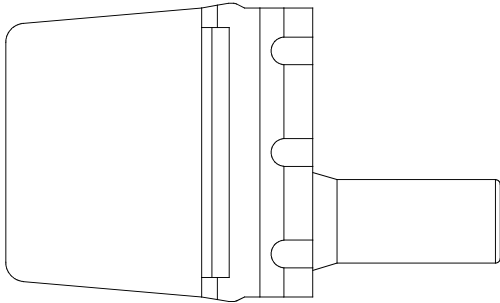



REVISIONS					
REV	ECO	DESCRIPTION	DATE	BY	APPR
A3		RELEASE NEW DWG FORMAT	07/24/13	DRP	



- NOTES: UNLESS OTHERWISE SPECIFIED
1. MATERIAL: THERMOPLASTIC; COLOR: ORANGE
 2. RoHS COMPLIANT
 3. CAVITIES: 6
 4. KEYED: N/A
 5. USE WITH CONNECTORS: ATM04-6P*
(* = MODIFICATIONS AND COLORS)
 6. ALL DIMENSIONS ARE FOR REFERENCE USE ONLY.

	AWM-6P				
	PART NUMBER		DESCRIPTION		ITEM
QUANTITY	MATERIALS LIST				
UNLESS OTHERWISE SPECIFIED: 1) All dimensions are in metric(mm). 2) Tolerances are as follows: 1 PL DEC ±0.30 2 PL DEC ±0.15 3 PL DEC ±0.08 3) Note reference = 		SIGNATURES		DATE	<div>SINE Systems Corporation</div> <div>A Subsidiary of Amphenol Corporation 44724 Morley Drive Clinton Township, MI 48036</div>
MATERIAL SPECIFICATIONS:		DRAWN: D.PARKS		07/24/13	
		CHECKED:			
		ENGINEER:			
		APPROVAL:			
PROCESS SPECIFICATIONS:		CUSTOMER:			P-WEDGELOCK, 6 POSITION, ATM SERIES
		THIS DRAWING IS SUPPLIED FOR INFORMATION ONLY. DESIGN FEATURES, SPECIFICATIONS AND PERFORMANCE DATA SHOWN HEREON ARE THE PROPERTY OF THE AMPHENOL CORPORATION. NO RIGHTS OF REPRODUCTION ARE IMPLIED. ALL DIMENSIONS ARE SUBJECT TO NORMAL MANUFACTURING VARIATIONS.			
NEXT ASSY:		SCALE: NONE			SHEET 1 OF 1
		SIZE FSCM NO. DWG NO. REVISION A — C- AWM-6P A3			

Mouser Electronics

Authorized Distributor

Click to View Pricing, Inventory, Delivery & Lifecycle Information:

[Amphenol:](#)

[AWM-6P](#)