



HBC547

NPN EPITAXIAL PLANAR TRANSISTOR

Description

The HBC547 is designed for use in driver stage of audio amplifier.

Features

- High Breakdown Voltage: 45V
- High DC Current Gain: 110-800 at IC=2mA



Absolute Maximum Ratings

- Maximum Temperatures
Storage Temperature -55 ~ +150 °C
Junction Temperature +150 °C Maximum
- Maximum Power Dissipation
Total Power Dissipation (Ta=25°C) 625 mW
- Maximum Voltages and Currents (Ta=25°C)
VCBO Collector to Base Voltage 50 V
VCEO Collector to Emitter Voltage 45 V
VEBO Emitter to Base Voltage 6 V
IC Collector Current 100mA

Characteristics (Ta=25°C)

Symbol	Min.	Typ.	Max.	Unit	Test Conditions
BVCBO	50	-	-	V	IC=100uA, IE=0
BVCEO	45	-	-	V	IC=1mA, IB=0
BVEBO	6	-	-	V	IE=10uA, IC=0
ICBO	-	-	15	nA	VCB=30V, IE=0
VBE(on)1	0.58	-	0.7	V	IC=2mA, VCE=5V
VBE(on)2	-	-	0.77	V	IC=10mA, VCE=5V
*VBE(sat)1	-	0.7	-	V	IC=10mA, IB=0.5mA
*VBE(sat)2	-	0.9	-	V	IC=100mA, IB=5mA
*VCE(sat)1	-	-	0.25	V	IC=10mA, IB=0.5mA
*VCE(sat)2	-	-	0.6	V	IC=100mA, IB=5mA
*hFE	110	-	800		VCE=5V, IC=2mA
fT	-	300	-	MHZ	VCE=5V, IC=10mA, f=100MHZ
Cob	-	-	4.5	Pf	VCE=10V, IE=0, f=1MHZ

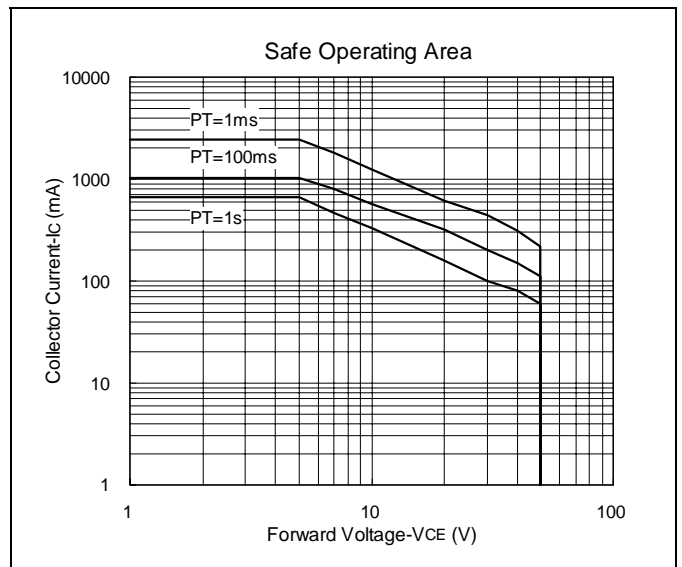
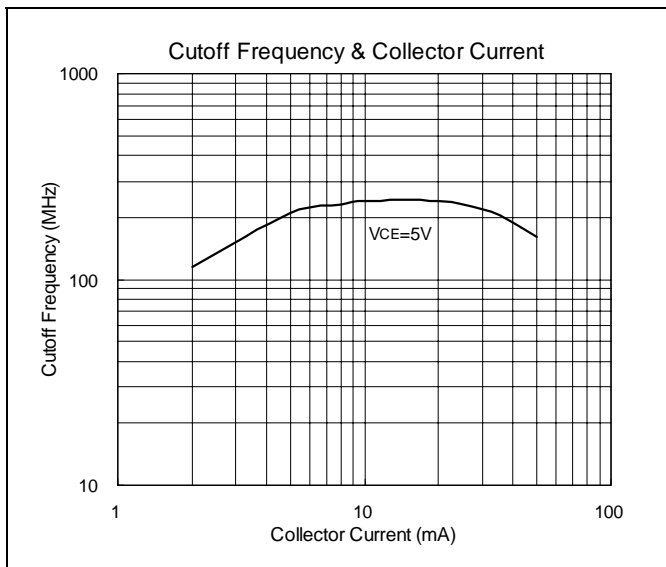
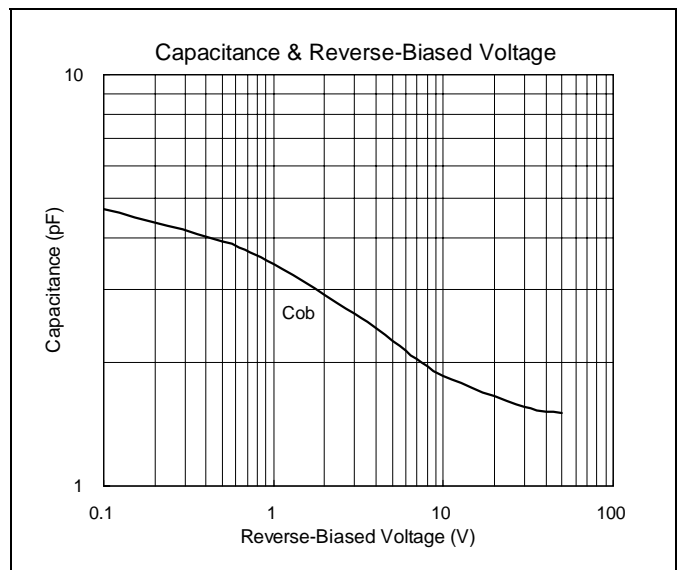
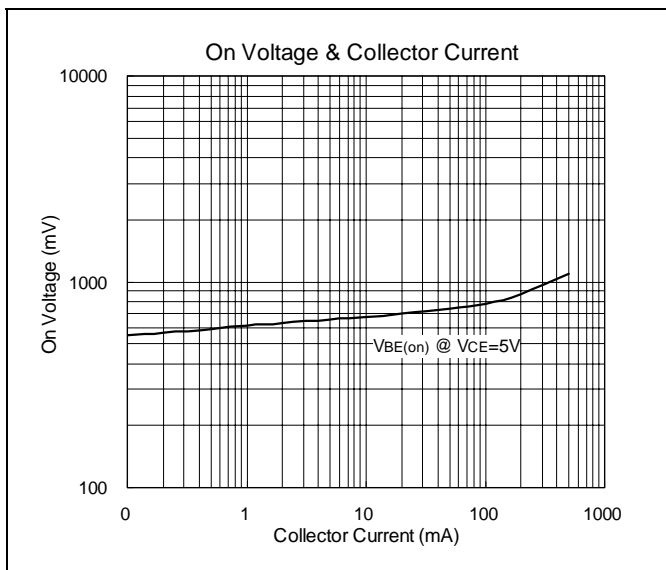
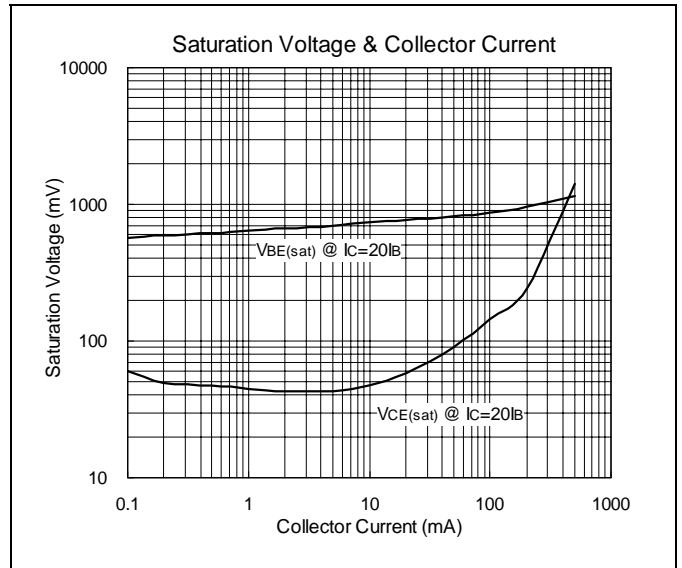
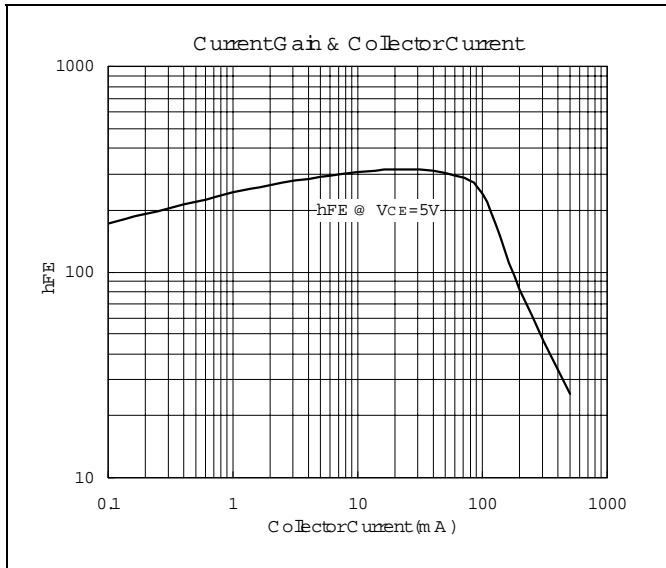
*Pulse Test : Pulse Width ≤380us, Duty Cycle≤2%

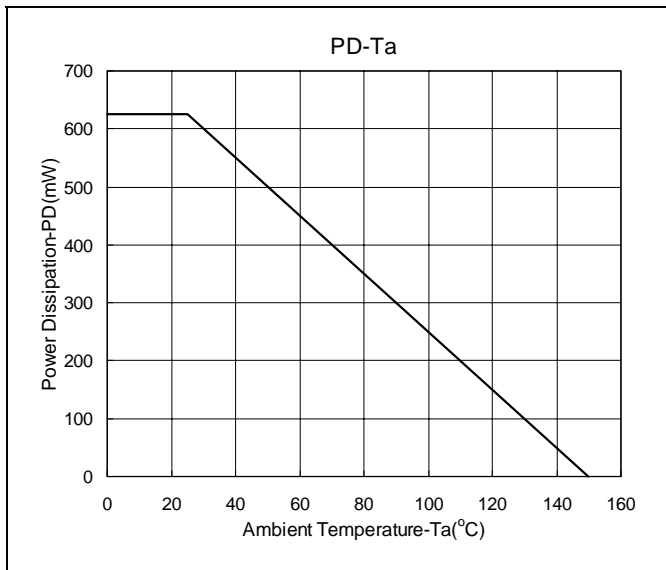
Classification of hFE

Rank	A	B	C
Range	110-220	200-450	420-800



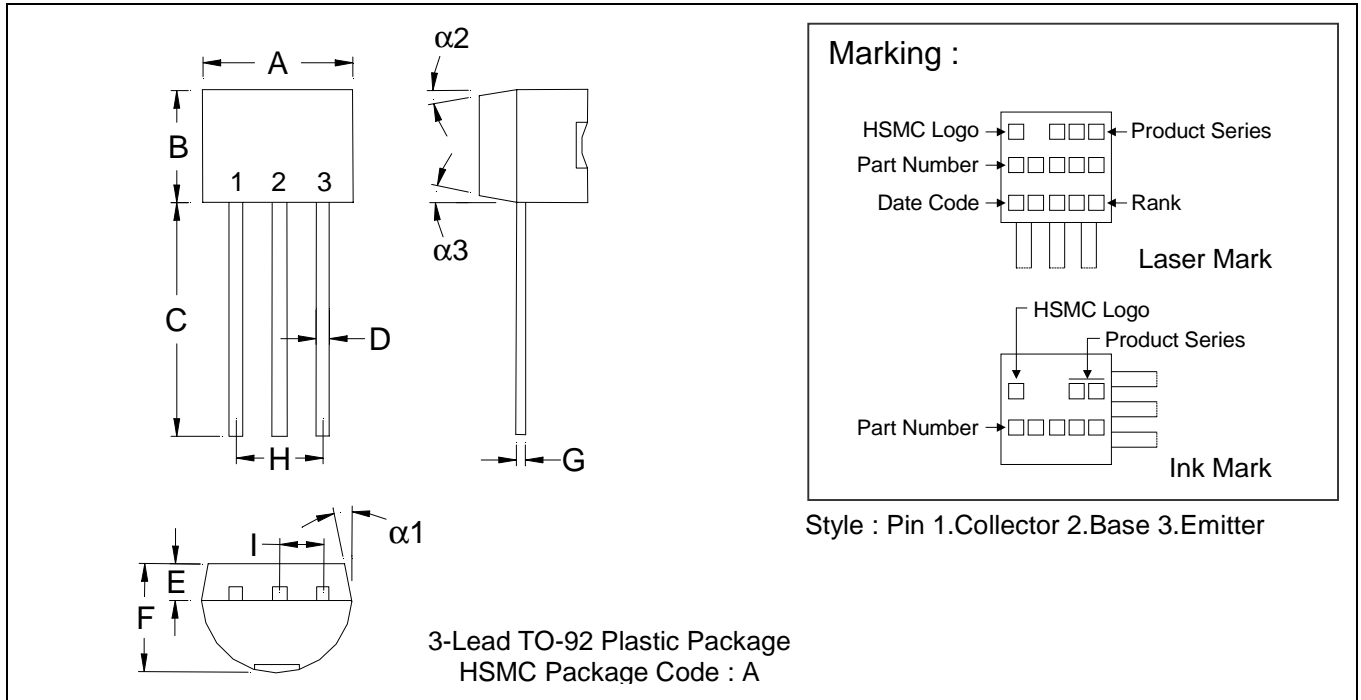
Characteristics Curve







TO-92 Dimension



*:Typical

DIM	Inches		Millimeters		DIM	Inches		Millimeters	
	Min.	Max.	Min.	Max.		Min.	Max.	Min.	Max.
A	0.1704	0.1902	4.33	4.83	G	0.0142	0.0220	0.36	0.56
B	0.1704	0.1902	4.33	4.83	H	-	*0.1000	-	*2.54
C	0.5000	-	12.70	-	I	-	*0.0500	-	*1.27
D	0.0142	0.0220	0.36	0.56	α1	-	*5°	-	*5°
E	-	*0.0500	-	*1.27	α2	-	*2°	-	*2°
F	0.1323	0.1480	3.36	3.76	α3	-	*2°	-	*2°

Notes : 1.Dimension and tolerance based on our Spec. dated Apr. 25,1996.
 2.Controlling dimension : millimeters.
 3.Maximum lead thickness includes lead finish thickness, and minimum lead thickness is the minimum thickness of base material.
 4.If there is any question with packing specification or packing method, please contact your local HSMC sales office.

Material :

- Lead : 42 Alloy ; solder plating
- Mold Compound : Epoxy resin family, flammability solid burning class:UL94V-0

Important Notice:

- All rights are reserved. Reproduction in whole or in part is prohibited without the prior written approval of HSMC.
- HSMC reserves the right to make changes to its products without notice.
- **HSMC semiconductor products are not warranted to be suitable for use in Life-Support Applications, or systems.**
- HSMC assumes no liability for any consequence of customer product design, infringement of patents, or application assistance.

Head Office And Factory :

- **Head Office** (Hi-Sincerity Microelectronics Corp.) : 10F.,No. 61, Sec. 2, Chung-Shan N. Rd. Taipei Taiwan R.O.C.
 Tel : 886-2-25212056 Fax : 886-2-25632712, 25368454
- **Factory 1** : No. 38, Kuang Fu S. Rd., Fu-Kou Hsin-Chu Industrial Park Hsin-Chu Taiwan. R.O.C
 Tel : 886-3-5983621~5 Fax : 886-3-5982931
- **Factory 2** : No. 17-1, Ta-Tung Rd., Fu-Kou Hsin-Chu Industrial Park Hsin-Chu Taiwan. R.O.C
 Tel : 886-3-5977061 Fax : 886-3-5979220