

SCREW-ON SERIES See page 37 for mating options.

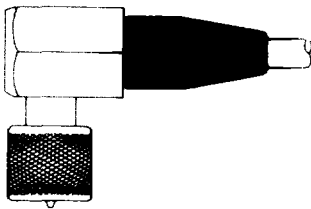


PLUG

S-50 OHM SERIES
 032-0021-0001
 032-0023-0001
 032-0025-0001
 032-0033-0001
 032-0097-0001
 032-0098-0001
 032-0155-0001
 032-0156-0001
 052-0213-0001
 052-0235-0001
 052-0235-0003
 052-0370-0001
 052-0542-0001

S-70 OHM SERIES
 032-0010-0001
 032-0022-0001
 032-0067-0001
 032-0078-0001
 032-0222-0001
 052-0092-0001

S-93 OHM SERIES
 032-0011-0001
 032-0017-0001
 032-0066-0001
 032-0071-0001
 032-0092-0001
 032-0099-0001
 052-0200-0001



ANGLE PLUG

S-50 OHM SERIES
 032-0015-0001
 052-0204-0001
 052-0215-0001
 052-0337-0001

S-70 OHM SERIES
 032-0013-0001
 052-0299-0001
 052-0379-0001

S-93 OHM SERIES
 032-0014-0001
 032-0068-0001
 032-0153-0001
 052-0207-0001
 052-0298-0001
 052-0304-0022

FIG. 1



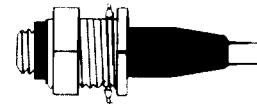
JACK

S-50 OHM SERIES
 031-0034-0001
 051-0467-0001

S-70 OHM SERIES
 031-0036-0001
 031-0090-0001

S-93 OHM SERIES
 031-0037-0001
 031-0088-0001

FIG. 2



BULKHEAD JACK

S-50 OHM SERIES
 031-0033-0001

S-70 OHM SERIES
 031-0048-0001

S-93 OHM SERIES
 031-0032-0001
 031-0089-0001

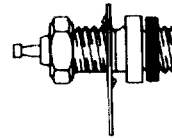


FIG. 1

RECEPTACLE

S-50 OHM SERIES
 031-0050-0001
 051-0318-0001

S-70 OHM SERIES
 031-0051-0001

S-93 OHM SERIES
 031-0052-0001

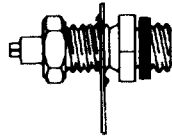


FIG. 2

RECEPTACLE

S-50 OHM SERIES
 031-0001-0001
 031-0001-003
 031-0002-0001
 031-0003-0001
 031-0024-0001
 051-0125-0001

S-70 OHM SERIES
 031-0017-0001
 031-0018-0001

S-93 OHM SERIES
 031-0016-0001
 031-0019-0001
 031-0046-0001



FIG. 3

PRINTED CIRCUIT RECEPTACLE

S-50 OHM SERIES
 031-0059-0001
 031-0062-0001
 051-0450-0001

S-70 OHM SERIES
 031-0069-0001

S-93 OHM SERIES
 031-0067-0001
 031-0080-0001

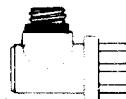


FIG. 4

ANGLE PRINTED CIRCUIT RECEPTACLE

S-50 OHM SERIES
 031-0061-0001
 051-0459-0001

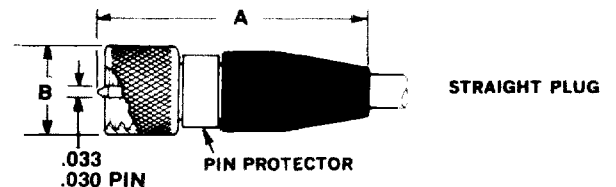
S-70 OHM SERIES
 031-0072-0001

S-93 OHM SERIES
 031-0073-0001

PLUGS

S-50, 70 & 93

PART NO.	DIM. A	DIM. B	CABLE MAX JACKET	SPECIAL FEATURES	ASSEMBLY INSTRUCTIONS ¹ BULLETIN NO.	ASSEMBLY TOOL
S-50 SERIES (50 OHM) .190-32 UNF-2B THREAD						
032-0021-0001	.745	.230 Dia	.087	² Solderless Assembly	RF-ASMB-88	010-0003-0000
032-0023-0001	.745	.230 Dia	.087	²	RF-ASMB-89	010-0003-0000
032-0025-0001	.745	.230 Dia	.093	² Solderless Assembly	RF-ASMB-88	010-0003-0000
032-0033-0001	.745	.230 Dia	.093	²	RF-ASMB-89	010-0003-0000
032-0097-0001	.745	.250 Hex	.087	² Solderless Assembly, Hex Nut	RF-ASMB-88	010-0003-0000
032-0098-0001	.745	.250 Hex	.087	Hex Nut	RF-ASMB-89	010-0003-0000
032-0155-0001	.700	.250 Hex	.088	² ³ Hex Nut, .187 Hex Cable Clamp Nut	RF-ASMB-89	010-0003-0000
032-0156-0001	.700	.250 Dia	.088	² ³ .187 Hex Cable Clamp Nut	RF-ASMB-89	010-0003-0000
052-0213-0001	.745	.250 Hex	.087	² Solderless, Hex Nut w/Safety Wire Holes, .021 Wire Max	RF-ASMB-88	010-0003-0000
052-0235-0001	.745	.250 Hex	.087	² ³ Hex Nut	RF-ASMB-89	010-0003-0000
052-0235-0003	.745	.250 Hex	.087	² ³ Hex Nut w/Safety Wire Holes, .021 Wire Max	RF-ASMB-89	010-0003-0000
052-0370-0001	.745	.250 Hex	.093	² Hex Nut, Designed for Dual Shield Cable	RF-ASMB-89	010-0003-0000
052-0542-0001	.745	.250 Hex	.087	² Hex Nut	RF-ASMB-89	010-0003-0000
S-70 SERIES (70 OHM) .216-32 UNEF-2B THREAD						
032-0010-0001	.760	.255 Dia	.093	² Solderless Assembly	RF-ASMB-88	010-0004-0000
032-0022-0001	.760	.255 Dia	.093	²	RF-ASMB-95	010-0004-0000
032-0067-0001	.755	.255 Dia	.108	²	RF-ASMB-89	010-0035-0000
032-0078-0001	.755	.255 Dia	.108	² Solderless Assembly	RF-ASMB-88	010-0035-0000
032-0222-0001	.760	.281 Hex	.093	² Hex Nut w/Safety Wire Holes, .014 Wire Max	RF-ASMB-95	010-0004-0000
052-0092-0001	.760	.255 Dia	.093	²	RF-ASMB-95	010-0004-0000
S-93 SERIES (93 OHM) .250-32 UNEF-2B THREAD						
032-0011-0001	.760	.320 Dia	.134	² Solderless Assembly	RF-ASMB-88	010-0005-0000
032-0017-0001	.760	.320 Dia	.134	²	RF-ASMB-95	010-0005-0000
032-0066-0001	.950	.350 Dia	.154	² Silicone Bend Relief Cap	RF-ASMB-90	—
032-0071-0001	.760	.320 Dia	.134	² Cable Inner Conductor, .031 Max	RF-ASMB-95	010-0005-0000
032-0092-0001	.760	.320 Dia	.155	²	RF-ASMB-95	010-0044-0000
032-0099-0001	.760	.312 Hex	.134	² Hex Nut	RF-ASMB-95	010-0005-0000
052-0200-0001	.760	.312 Hex	.134	² Hex Nut w/Safety Wire Holes, .015 Wire Max	RF-ASMB-95	010-0005-0000



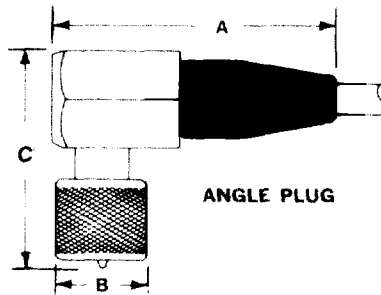
¹ Assembly instructions begin on page 44.

² Pin protected.

³ Hole in ferrule permits soldering to clamp ring and shield for increased cable pullout strength.

RIGHT ANGLE PLUGS

S-50, 70 & 93



PART NO.	DIM. A	DIM. B	DIM. C	CABLE MAX JACKET	SPECIAL FEATURES	ASSEMBLY INSTRUCTIONS ¹ BULLETIN NO.	ASSEMBLY TOOL
S-50 SERIES (50 OHM) .190-32 UNF-2B THREAD							
032-0015-0001	.735	.225 Dia	.570	.092		RF-ASMB-87	010-0016-0000
052-0204-0001	.735	.250 Hex	.570	.092	Hex Nut	RF-ASMB-87	010-0016-0000
052-0215-0001	.735	.250 Hex	.570	.092	Hex Nut w/Safety Wire Holes, .021 Wire Max	RF-ASMB-87	010-0016-0000
052-0337-0001	.745	.225 Dia	.570	.111		RF-ASMB-87	010-0016-0000
S-70 SERIES (70 OHM) .216-32 UNEF-2B THREAD							
032-0013-0001	.745	.255 Dia	.570	.111		RF-ASMB-87	010-0016-0000
052-0299-0001	.745	.281 Hex	.570	.111	Hex Nut w/Safety Wire Holes, .014 Wire Max	RF-ASMB-87	010-0016-0000
052-0379-0001	.745	.281 Hex	.570	.111	Hex Nut	RF-ASMB-87	010-0016-0000
S-93 SERIES (93 OHM) .250-32 UNEF-2B THREAD							
032-0014-0001	.745	.320 Dia	.630	.134		RF-ASMB-87	010-0017-0000
032-0068-0001	.745	.320 Dia	.630	.155		RF-ASMB-87	010-0017-0000
032-0153-0001	.745	.312 Hex	.630	.155	Hex Nut	RF-ASMB-87	010-0017-0000
052-0207-0001	.745	.312 Hex	.630	.134	Hex Nut	RF-ASMB-87	010-0017-0000
052-0298-0001	.745	.312 Hex	.630	.134	Hex Nut w/Safety Wire Holes, .015 Wire Max	RF-ASMB-87	010-0017-0000
052-0304-0022	.745	.312 Hex	.630	.155	Hex Nut w/Safety Wire Holes, .015 Wire Max Silicone Bend Relief Cap	RF-ASMB-87	010-0017-0000

¹ Assembly instructions begin on page 44.

JACKS

S-50, 70 & 93

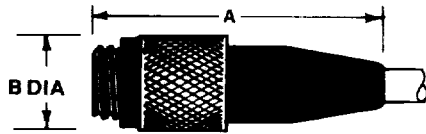
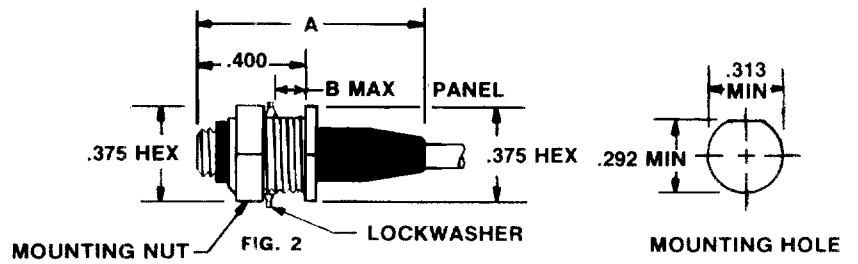


FIG. 1



PART NO.	FIG.	DIM. A	DIM. B	CABLE MAX JACKET	SPECIAL FEATURES	ASSEMBLY INSTRUCTIONS' BULLETIN NO.	ASSEMBLY TOOL
S-50 SERIES (50 OHM) .190-32 UNF-2A THREAD							
031-0033-0001	2	.870	.140	.088		RF-ASMB-89	010-0003-0000
031-0034-0001	1	.750	.235	.087		RF-ASMB-89	010-0003-0000
051-0467-0001	1	.720	.235	.079	Hex Collet Cable Clamp	RF-ASMB-89	010-0003-0000
S-70 SERIES (70 OHM) .216-32 UNEF-2A THREAD							
031-0036-0001	1	.760	.255	.093		RF-ASMB-89	010-0004-0000
031-0048-0001	2	.880	.140	.093		RF-ASMB-95	010-0004-0000
031-0090-0001	1	.760	.255	.109		RF-ASMB-89	010-0035-0000
S-93 SERIES (93 OHM) .250-32 UNEF-2A THREAD							
031-0032-0001	2	.880	.155	.134		RF-ASMB-95	010-0005-0000
031-0037-0001	1	.760	.320	.134		RF-ASMB-95	010-0005-0000
031-0088-0001	1	1.000	.320	.154		RF-ASMB-106	--
031-0089-0001	2	.750	.140	.154	No Mounting Flat, Hex Nut Cable Clamp	RF-ASMB-92	--

† Assembly instructions begin on page 44.

RECEPTACLES

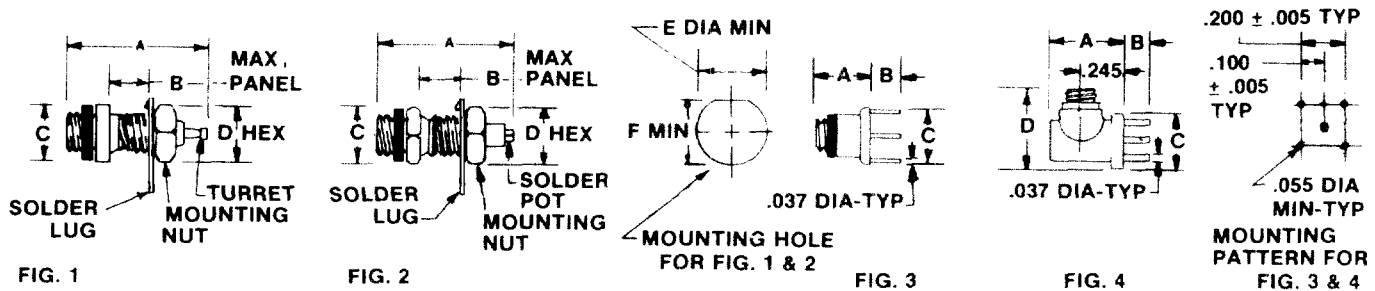


FIG. 1

FIG. 2

FIG. 3

FIG. 4

PART NO.	FIG.	DIM. A	DIM. B	DIM. C	DIM. D	DIM. E	DIM. F	SPECIAL FEATURES
S-50 SERIES (50 OHM) .190-32 UNF-2A THREAD								
031-0001-0001	2	.515	.080	.187 Wrench Flats	.250	.191	—	No Mounting Flat
031-0001-003	2	.510	.110	.187 Wrench Flats	.250	.191	—	No Mounting Flat
031-0002-0001	2	.515	.150	.187 Wrench Flats	.250	.191	—	No Mounting Flat
031-0003-0001	2	.255	—	.187 Wrench Flats	—	.190-32	—	No Nut or Solder Lug. Threads into Panel
031-0024-0001	2	.555	.120	.344 Wrench Flats	.438	.345	—	Housing Isolated by Nylon Insulator
031-0050-0001	1	.605	.160	.250 Hex	.250	.191	.173	
031-0059-0001	3	.340	.155	.330 Dia	—	—	—	
031-0061-0001	4	.425	.155	.330 Dia	.480	—	—	
031-0062-0001	3	.345	.250	.330 Dia	—	—	—	
051-0125-0001	2	.315	.125	.187 Wrench Flats	—	.138	—	No Mounting Thread. Solder or Press into Panel
051-0318-0001	1	.605	.160	.250 Hex	.250	.191	.173	w/Safety Wire Holes. .014 Wire Max
051-0450-0001	3	.340	.050	.330 Dia	—	—	—	
051-0459-0001	4	.425	.155	.330 Dia	.480	—	—	3 Outer Legs
S-70 SERIES (70 OHM) .216-32 UNEF-2A THREAD								
031-0017-0001	2	.555	.100	.250 Hex	.281	.217	—	No Mounting Flat
031-0018-0001	2	.555	.160	.250 Hex	.281	.217	—	No Mounting Flat
031-0051-0001	1	.605	.160	.250 Hex	.281	.217	.197	
031-0069-0001	3	.340	.155	.330 Dia	—	—	—	
031-0072-0001	4	.425	.155	.330 Dia	.480	—	—	
S-93 SERIES (93 OHM) .250-32 UNEF-2A THREAD								
031-0016-0001	2	.555	.100	.312 Hex	.312	.251	—	No Mounting Flat
031-0019-0001	2	.555	.160	.312 Hex	.312	.251	—	No Mounting Flat
031-0046-0001	2	.555	.120	.345 Wrench Flats	.438	.345	—	Housing Isolated by Nylon Insulator
031-0052-0001	1	.605	.160	.312 Hex	.312	.251	.232	
031-0067-0001	3	.340	.155	.330 Dia	—	—	—	
031-0073-0001	4	.425	.155	.330 Dia	.480	—	—	
031-0080-0001	3	.345	.250	.330 Dia	—	—	—	