

### Features

- Frequency Range: 10~500MHz
- Active Bias Design Supply Temperature Compensation
- Standard Hermetic Package
- Operating Temperature Range: -55°C ~ +85°C

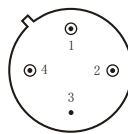
### Specifications (50 Ω, V<sub>CC</sub> = +15V, T<sub>A</sub> = -55°C ~ +85°C)

Parameter	Symbol	Unit	Guaranteed	Typical
Frequency Range	f <sub>L</sub> ~f <sub>H</sub>	MHz	10~500	10~550
Gain	G <sub>p</sub>	dB	≥28.0	29.0
Gain Flatness	ΔG <sub>p</sub>	dB	≤±0.5	±0.3
Noise Figure	F <sub>n</sub>	dB	≤2.0 Δ	1.7
Input VSWR	VSWR <sub>i</sub>	—	≤1.5:1	1.3: 1
Output VSWR	VSWR <sub>o</sub>	—	≤2.0:1	1.8: 1
Output Power @ 1dB Compression	P-1	dBm	≥6.0 * Δ	6.5
DC Current	I <sub>CC</sub>	mA	—	38

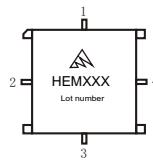
- 1) “\*”f = 200MHz; “Δ” T<sub>A</sub> = 24 ± 1°C;
- 2) The G<sub>p</sub> and P-1 will be reduced 1dB and 3dB respectively under operating at 12VDC (I<sub>CC</sub> = 32mA Typ).

### Maximum Rating

DC Voltage : +17VDC  
 RF Input: +10dBm  
 Storage Temp: +125°C



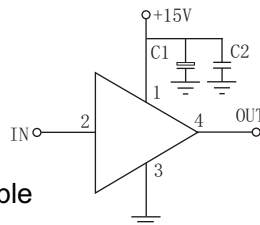
TO-8C



SMO-8C

### Application Notes

1. Typical application shown as right, C<sub>1</sub> = 3.3~22 μF ; C<sub>2</sub> = 3300~6800pF;
2. See assembly section for mounting information
3. Connectorized package(SMA-1) available



### Typical Curves

