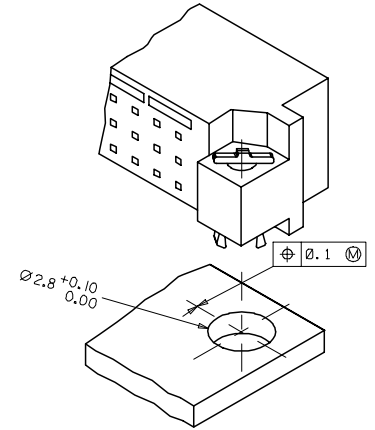
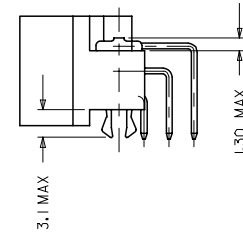


WITH MOUNTING CLIPS

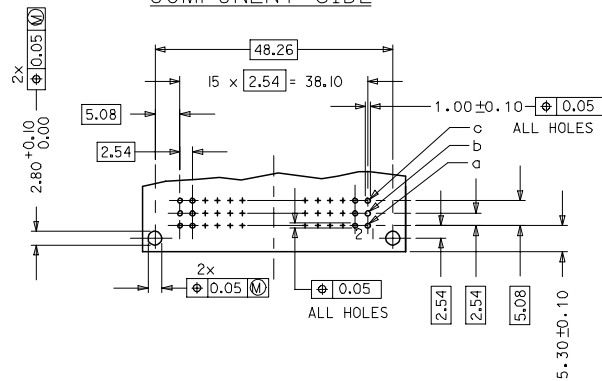
8:1



NOTES:

- 1) MATERIALS: THERMOPLASTIC POLYESTER, GLASS FILLED, UL94V-0, COLOUR: PEBBLE GREY RAL 7032
TERMINAL - BRASS
MOUNTING CLIP: STEEL
- 2) FINISH: TERMINAL:-
CONTACT AREA
1. PERFORMANCE LEVEL 1: SELECTIVE GOLD (Au), THICKNESS = 1.1 MICROMETER
OVER NICKEL, THICKNESS = 1.25 MICROMETER
2. PERFORMANCE LEVEL 2: SELECTIVE GOLD (Au), THICKNESS = 0.6 MICROMETER
OVER NICKEL, THICKNESS = 1.25 MICROMETER
3. PERFORMANCE LEVEL 3: SELECTIVE GOLD (Au), THICKNESS = 0.3 MICROMETER
OVER NICKEL, THICKNESS = 1.25 MICROMETER
TERMINATION AREA:
SELECTIVE TIN, THICKNESS = 2.5 MICROMETER
OVER NICKEL, THICKNESS = 1.25 MICROMETER OVERALL
- 3) MOUNTING CLIP:-
TIN (Sn), THICKNESS = 5-10 MICROMETER,
OVER NICKEL (Ni), THICKNESS = 2.5 MICROMETER
- 4) FOR NON MOUNTING CLIP OPTION, CONNECTOR TO BE SECURED WITH
RIVETS: 2 TUBULAR RIVETS 2.5 x 0.3 ... DIN 7340
SCREWS: 2 CHEESEHEAD SCREWS M2.5 x ... DIN 84 AND 2 HEXAGONAL NUTS M2.5 DIN 934
- 5) MATERIAL NUMBER, BATCH CODE, UL AND CSA MARKING
TO BE PRINTED ON THE CONNECTOR
- 6) CUT FACE OF TIP WITHOUT PLATING PERMITTED
- 7) PRODUCT SPECIFICATION PS : 36502-001

RECOMMENDED PCB LAYOUT
COMPONENT SIDE

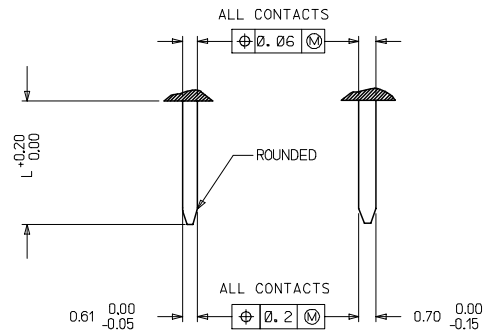


RoHS COMPLIANT

EC No: P2007-0044 DRINGSATTI/MARCO 2006/10/10 CHIKOSUDHIR 2006/10/11 APPRESSURIR 2006/10/15	QUALITY SYMBOLS ▽=0 ▽=0	GENERAL TOLERANCES (UNLESS SPECIFIED)		DIMENSION STYLE MM ONLY		SCALE 2:1	DESIGN UNITS METRIC	THIRD ANGLE PROJECTION	
		4 PLACES ± --- ± --- 3 PLACES ± 0.05 ± --- 2 PLACES ± 0.1 ± --- 1 PLACE ± 0.15 ± ---	INCH ± --- ± --- ± ---	DRAWN BY SS 1999/10/08	DATE	TITLE ASSEMBLY, DIN 41612 C/2 MALE 48 POS	APPROVED BY GJLOWE 1999/10/08	DATE	MATERIAL NO. SEE CHART
DRAFT WHERE APPLICABLE MUST REMAIN WITHIN DIMENSIONS		THIS DRAWING CONTAINS INFORMATION THAT IS PROPRIETARY TO MOLEX INCORPORATED AND SHOULD NOT BE USED WITHOUT WRITTEN PERMISSION							

	20	19	18	17	16	15	14	13	12	11	10	9	8	7	6	5	4	3	2	1
	MATERIAL No	MOLEX ENG No	PERF LEVEL	PLATING	CONTACT SEQUENCE/ROW	PREMATING CONTACT POS.	MOUNTING CLIP													
H	36503-0001	MM-B1400-C480	1	Au+Ni	1,2,3....16 a+b+c	NO	NO													
	36503-0002	MM-B1500-C480	2	Au+Ni	1,2,3....16 a+b+c	NO	NO													
	36503-0003	MM-B1600-C480	3	Au+Ni	1,2,3....16 a+b+c	NO	NO													
L																				
	36503-0007	MM-B1400-C410	1	Au+Ni	1,2,3....16 a+b+c	NO	YES													
	36503-0008	MM-B1500-C410	2	Au+Ni	1,2,3....16 a+b+c	NO	YES													
K	36503-0009	MM-B1600-C410	3	Au+Ni	1,2,3....16 a+b+c	NO	YES													
	36503-0013	MM-B1400-C430	1	Au+Ni	1,2,3....16 a+b+c	1,16a 1,16b 1,16c	NO													
J	36503-0014	MM-B1500-C430	2	Au+Ni	1,2,3....16 a+b+c	1,16a 1,16b 1,16c	NO													
	36503-0015	MM-B1600-C430	3	Au+Ni	1,2,3....16 a+b+c	1,16a 1,16b 1,16c	NO													
I	36503-0019	MM-B1400-C450	1	Au+Ni	1,2,3....16 a+b+c	1,16a 1,16b 1,16c	YES													
	36503-0020	MM-B1500-C450	2	Au+Ni	1,2,3....16 a+b+c	1,16a 1,16b 1,16c	YES													
	36503-0021	MM-B1600-C450	3	Au+Ni	1,2,3....16 a+b+c	1,16a 1,16b 1,16c	YES													
H																				

DETAILY DETAILX



PRE MATING CONTACTS	5.4
NORMAL CONTACTS	4.8
	L

RoHS COMPLIANT

EC No: 2007-0044 DRINGSATTI MARAD 2006/10/10 CHIKKOSUDHIR 2006/10/11 APPRESSUDHIR 2006/10/15	QUALITY SYMBOLS	GENERAL TOLERANCES (UNLESS SPECIFIED)	DIMENSION STYLE	SCALE	DESIGN UNITS	THIRD ANGLE PROJECTION
	▽=0 ▽=0	mm INCH 4 PLACES ± ± 3 PLACES ± 0.05 ± 2 PLACES ± 0.1 ± 1 PLACE ± 0.15 ± ANGULAR ± 2°	MM ONLY	2:1	METRIC	ASSEMBLY, DIN 41612 C/2 MALE 48 POS
C1	DRAFT WHERE APPLICABLE MUST REMAIN WITHIN DIMENSIONS	DRAWN BY: SS DATE: 1999/19/01 CHECKED BY: GJLOWE DATE: 1999/19/01 APPROVED BY: GJLOWE DATE: 1999/19/01	MATERIAL NO. SEE CHART SIZE: A 1	MOLEX INCORPORATED	DOCUMENT NO. SD-36503-001 SHEET NO. 2 OF 2	