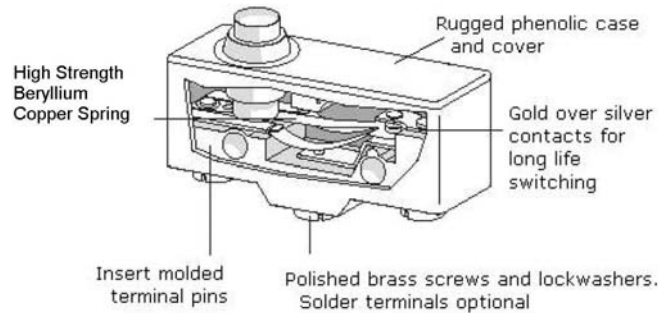


General Purpose Snap Action Switch GP Series



Features

- Ultra-small travel differential
- Mechanical life tested to over 20 million cycles
- Current rating up to 20 amps
- Wide variety of actuators
- Screw or solder terminals available
- VDE standard on 15A switches with screw terminals

Electrical Ratings		
Switch Series	UL508	VDE Approval to EN60947
GP*B	20A 250VAC	N/A
GP*C	15A 250VAC	15A 250VAC (Note: Only screw terminals have VDE approval)

Technical Specifications		Material Specifications	
Temperature Rating:	0°C + 55°C Max UL - 5°C to + 40°C VDE	Case / Cover	Phenolic
Dielectric Strength	1000 VAC 50/60 Hz for 1 minute	Spring	Beryllium Copper
Insulation Resistance	100M ohms min at 500 VDC	Contacts:	Silver Alloy
Initial Contact Resistance	15m ohms max	Terminals:	Screw Terminals: Brass Solder Terminals: Copper Alloy
		Contacts:	Silver Alloy
Mounting:	US Holes: #6-32 Fastener with 6.0 In-Lb Max Torque Metric Holes: M4 Fastener with 6.0 In-Lb Max Torque		
UL File Number:	E184788	Lever Actuator:	Nickel Plated Steel

RoHS Compliant

Specifications subject to change without notice

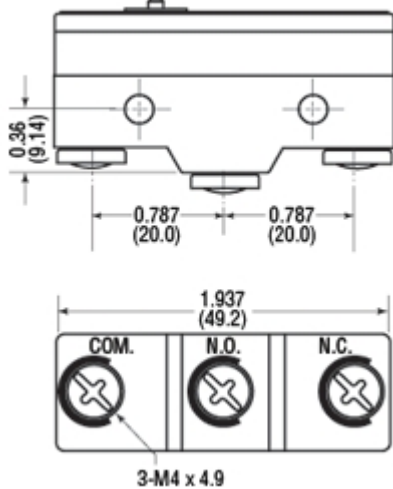


VDE for 15 amp
with screw
terminals only

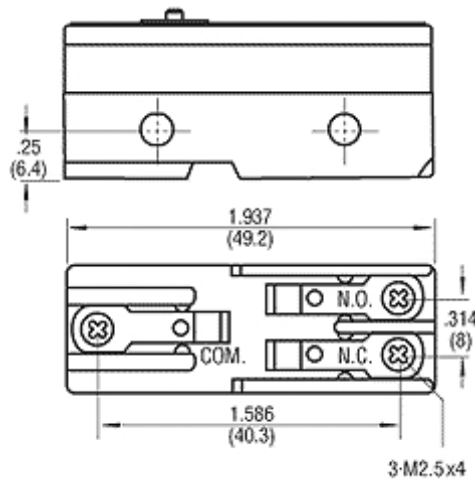


General Purpose Snap Action Switch GP Series

Terminal Types

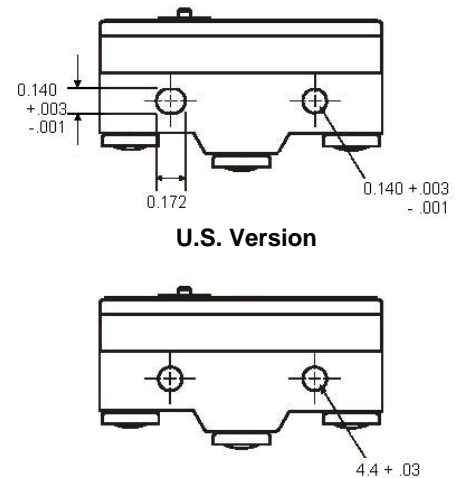


Screw Terminal



Solder Terminal

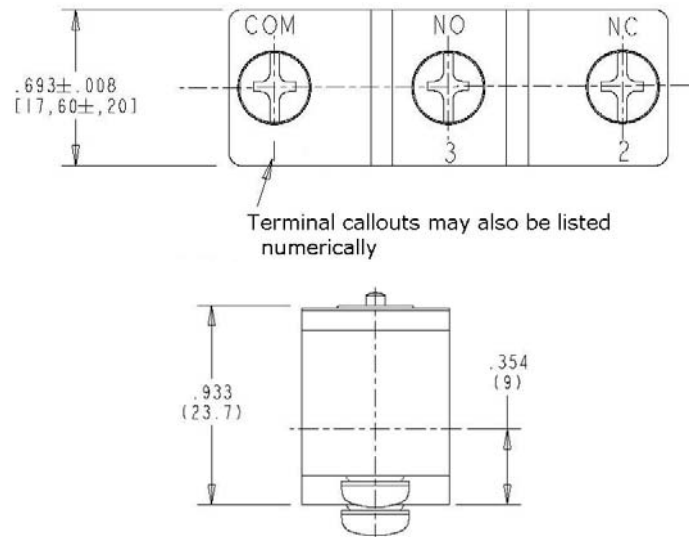
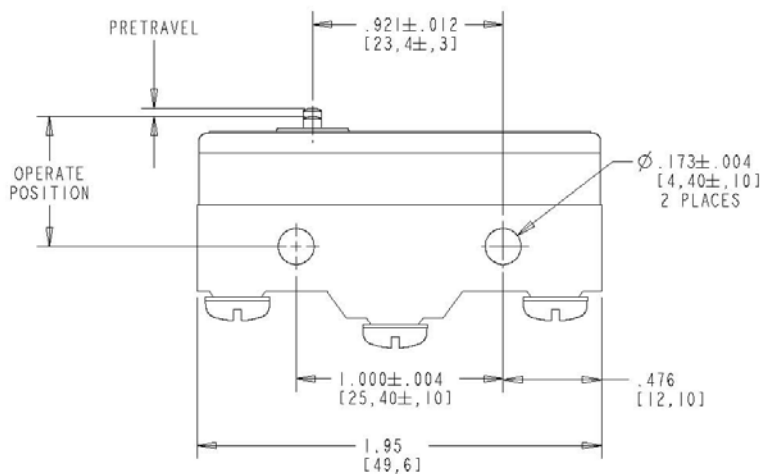
Mounting Holes



U.S. Version

Metric Version

Dimensions inches(mm)



Note: GP Series switches are available with screw or solder terminals and with U.S. or metric holes

- For solder terminals, replace the "T" in the third position of the part number with an "S" (e.g. GPSCNA11 was GPTCNA11)
- For metric holes, replace the "1" in the seventh position with a "0" (e.g. GPTCNA01 was GPTCNA11)

	Part Number	Operating Force Maximum (oz)	Release Force Minimum (oz)	Pretravel Maximum inches (mm)	Operating Point Min/Max inches (mm)	Overtravel Minimum inches (mm)	Movement Differential Maximum inches (mm)	Mounting Hole	Terminal Type
	GPTCLS11	2.5	0.5	0.394 (10.00)	0.716 / 0.780 (18.20 / 19.80)	0.220 (5.61)	0.050 (1.27)	U.S.	Screw
	GPTBLS11	2.8	0.5	0.394 (10.00)	0.716 / 0.780 (18.20 / 19.80)	0.220 (5.61)	0.050 (1.27)	U.S.	Screw
	GPTCNH11	12.3	4	0.016 (0.41)	0.826 / 0.890 (20.98 / 22.60)	0.217 (5.51)	.002 (0.05)	U.S.	Screw
	GPTBNH11	22.9	7.1	0.028 (0.70)	0.826 / 0.890 (21.00 / 22.60)	0.217 (5.51)	0.008 (0.20)	U.S.	Screw
	GPTCRH11	12.3	4	0.016 (0.41)	1.27 / 1.36 (32.2 / 34.6)	0.141 (3.58)	0.016 (0.4)	U.S.	Screw
	GPTBRH11	22.9	7.1	0.028 (0.70)	1.268 / 1.362 (32.20 / 34.60)	0.141 (3.58)	0.008 (0.20)	U.S.	Screw
	GPTCLS01	2.5	0.5	0.394 (10.00)	0.716 / 0.780 (18.20 / 19.80)	0.220 (5.6)	0.050 (1.27)	Metric	Screw
	GPTCNH01	12.3	4	0.016 (0.41)	0.826 / 0.890 (20.98 / 22.60)	0.216 (5.5)	0.002 (0.05)	Metric	Screw
	GPTCRM01	5.6	1.5	0.106 (2.70)	1.17 / 1.21 (29.80 / 30.60)	0.094 (2.40)	0.020 (0.50)	Metric	Screw
	GPTCRM11	5.6	1.5	0.106 (2.70)	1.17 / 1.21 (29.80 / 30.60)	0.094 (2.40)	0.020 (0.50)	U.S.	Screw
	GPTCRS01	3.5	0.8	0.280 (7.10)	1.16 / 1.22 (29.40 / 31.00)	0.158 (4.00)	0.040 (1.02)	Metric	Screw
	GPTCRS11	3.5	0.8	0.280 (7.10)	1.16 / 1.22 (29.40 / 31.00)	0.158 (4.00)	0.040 (1.02)	U.S.	Screw
	GPTCNC11	12.3	4	0.016 (0.40)	0.826 / 0.866 (21.00 / 22.00)	0.063 (1.60)	0.002 (0.05)	U.S.	Screw
	GPTBNC11	23	7.1	0.028 (0.7)	0.826 / 0.866 (21.00 / 22.00)	0.062 (1.6)	0.007 (0.18)	U.S.	Screw

Specifications subject to change without notice

Contact

Call, fax or visit our
Website for more information.

ZF Electronics Corporation
11200 88th Avenue
Pleasant Prairie, WI 53158

Phone: 262.942.6500
Web: www.cherrycorp.com
Email: cep_sales@zf.com
Fax: 262.942.6566

The manufacturer accepts no liability
for errors or non-availability, and
reserves the right to change
specifications without prior notice.

Technical data relates to product
specifications only. Features may differ
from those described. Only drawings
combined with product specifications
shall be deemed binding.

© 2007 ZF Electronics Corporation

Last Updated: 030912



Mouser Electronics

Authorized Distributor

Click to View Pricing, Inventory, Delivery & Lifecycle Information:

CHERRY:

[GPTCLR11](#) [GPTCLR01](#) [GPSCRM01](#) [GPTCNH11](#) [GPTCRS01](#) [GPTCRS11](#) [GPTCND01](#) [GPTCLS11](#) [GPTCLS02](#)
[GPTCLS12](#) [GPTCLS01](#) [GPTCNA01](#)

Cherry Electrical:

[GPTCNH01](#) [GPTCRH11](#) [GPTCRH12](#) [GPTCRR01](#) [GPTCRR11](#) [GPTCRG11](#) [GPTCRG01](#) [GPTCRH02](#)
[GPTCRH01](#) [GPSCRM11](#) [GPSCNC01](#) [GPSCNC11](#) [GPSCRH12](#) [GPTCNA11](#) [GPTCNC11](#) [GPTCND11](#) [GPSCRH02](#)
[GPTCNC01](#) [GPTCRM01](#) [GPTCRM11](#) [GPTBLS01](#) [GPTBRG11](#) [GPTBNC11](#) [GPTBND01](#) [GPTBRH01](#) [GPTBRM01](#)
[GPTBLR11](#) [GPTBRH11](#) [GPTBNA11](#) [GPTBNA01](#) [GPTBND11](#) [GPTBRM11](#) [GPTBRG01](#) [GPTBLS11](#) [GPTBNH11](#)
[GPTBNH01](#) [GPTBNC01](#) [GPTBLR01](#)