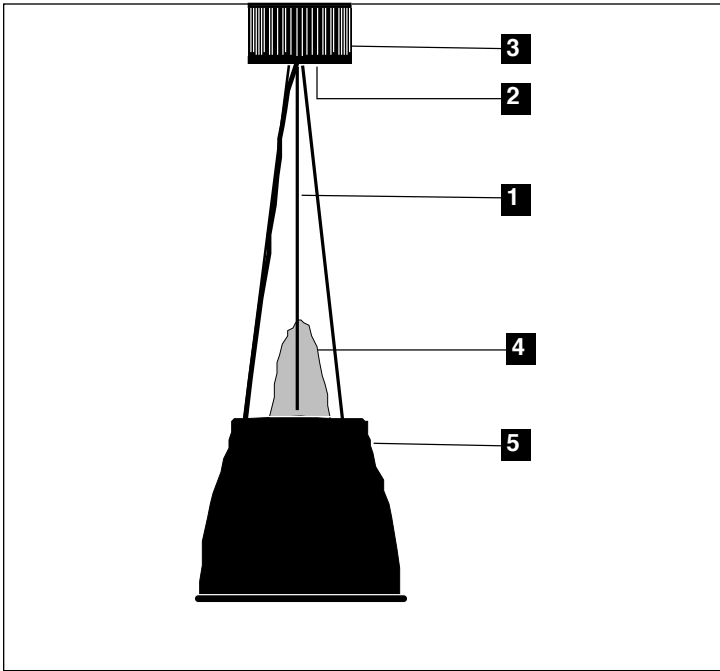


Specification

OC100 . OC102 . OC104



Ceiling pendant with a frosted glass diffuser or solid aluminum top cone and semi specular anodized aluminum reflector. An array of optional attachments and accessories are available to customize, and adapt each luminaire to particular design scheme and lighting concept.

Finish: All polyester powder baked coatings preceded with a 5 baths preparation process.

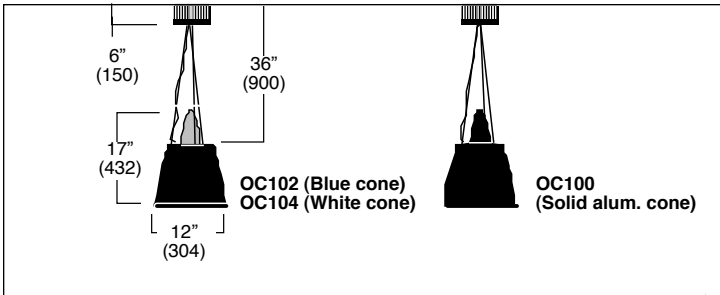
- Pulse rated porcelain socket or 75W/600V thermoplastic compact fluorescent socket.
- High power factor CWA ballast. Or 98% P.F. electronic smart ballast with end of life detection for compact fluorescent.

- 1- Set of 3 stainless steel adjustable suspension cable, equally spaced at 120°
- 2- Cast aluminum removable top cover for quick maintenance.
- 3- Extruded aluminum ballast housing module with a fine linear stria pattern.
- 4- Torpedo shaped illuminated up cone
- 5- Aluminum floating lamp shade.

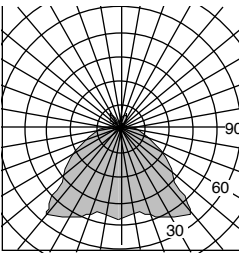
OC100: - Aluminum shade with standard satin anodized aluminum inner finish. All exterior finishes as per selected color.
 - Solid aluminum top torpedo cone.

OC102: - Aluminum shade with standard satin anodized aluminum inner finish. All exterior finishes as per selected color.
 - Blue translucent luminous torpedo glass cone.

OC104: - Aluminum shade with standard satin anodized aluminum inner finish. All exterior finishes as per selected color.
 - White translucent luminous torpedo glass cone.



Photometry



Separate updated technical specification sheets with related models and light sources with I.E.S formatted photometry are available on www.luminis.com.

Refer to pages 16 .17 for details on listed options.

Certification

UL. Indoor use.
 (CE certification on request)

Mounting.

Max. weight: 15 lbs.(6.7)
 Installation: Mounts over a standard 4"(100) octagonal box with 3 1/2" (89) c/c mounting holes.

Model#	Light source selection	Voltage	Finish	Options
<input type="checkbox"/> OC100 <input type="checkbox"/> OC102 <input type="checkbox"/> OC104	CF (Gx24q) Single lamp <input type="checkbox"/> F126 <input type="checkbox"/> F132 <input type="checkbox"/> F142 <input type="checkbox"/> F157	120 V Standard factory prewired (If no voltage is specified) For other voltages, please specify with catalog number.	(Refer to color chart) <u>Standard selection</u> <input type="checkbox"/> WHT: Snow white <input type="checkbox"/> BKT: Jet black <input type="checkbox"/> BZT: Bronze <input type="checkbox"/> GRT: Titanium gray <input type="checkbox"/> DGT: Gun metal <input type="checkbox"/> CHT: Champagne <input type="checkbox"/> MST: Matte silver <u>Optional colors</u> <input type="checkbox"/> CS: Custom color <input type="checkbox"/> RAL: RAL# color	Electrical Dimming & dual switch options: Please refer to page 16 <input type="checkbox"/> DM1: 1x26w / 1x32w / 1x42w 120V Dimming ballast. <input type="checkbox"/> DM3: 2x32w / 2x42w 1X57 / 1X70W 120V Dimming ballast.
	MH (ED17) INC. (A21) <input type="checkbox"/> M50 <input type="checkbox"/> A150 <input type="checkbox"/> M70 <input type="checkbox"/> M100 (Open rated lamps only.) ● (Lamps: By others)	H.I.D. (ED17) <input type="checkbox"/> 120 V <input type="checkbox"/> 277 V <input type="checkbox"/> 347 V		
		COMP. FLUO. Smart ballast 120/277 <input type="checkbox"/> 347 V (To specify)		

Luminaires may be altered for design improvements or discontinued without prior notice.

Emergency battery back-up

EM42

One lamp:

26w: 450 Lmns..
32w: 575 Lmns.
42w: 750 Lmns.

Time: 90 Mnts -120/277V / T 0° C

Note:

*Unless otherwise specified, test switch and indicator light are installed with luminaires at all times.

*Standard factory prewiring for

Unswitched luminaire.

Optional:

- * **EM42S** Switched luminaire wired for external wall switch control.
- * **EM242S** To be specified if required.

For 57w & 70w:

(Remote installation only) Consult factory

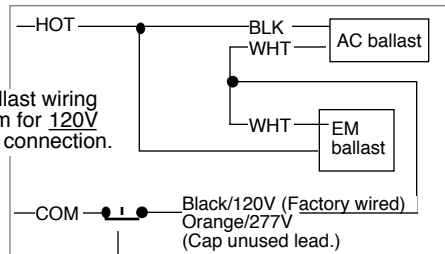
Note: Overall luminaire height will increase by 2" (50) to accommodate battery back-up

EM242

Two lamp:

26w / 32w
750 Lmns.

EM Ballast wiring diagram for 120V factory connection.



If remote test switch is required, please add -S to option

Electronic dimming ballast

Dimming specification



Specifying option

120V	277V	N0. of lamps
DM1-120	DM1-277	1X26/32/42W
DM2-120	DM2-277	2X26W
2DM2-120	2DM2-277	4X26W
DM3-120	DM3-277	2X32/42W
DM3-120	DM3-277	1X57/70W
DM4-120	DM4-277	2X57/70W
2DM3-120	2DM3-277	4X32/42W
3DM3-120	3DM3-277	6X32/42W
DM5-120	DM5-277	4X57/70W

Standard dimming ballast

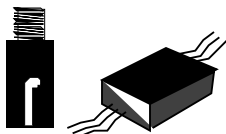
MARK X 60HZ / EOL protection

Dimming:5-100% Min. start. temp. 10°C (50°F)

Burn lamps 100 hrs at full light output before dimming.

Quartz lamp restrike

Option: **QRS**



Quartz restrike standby lamp kit. When power failure is restored, it will energize temporary Quartz lamp with progressive dimming until full H.I.D light output is produced.
max.100w DC bayonet type.
(Lamp is not included.)
Not Applicable with CFL lamps.

Quartz lamp emergency socket

Option: **QS**



Quartz lamp socket for external 120V emergency power input. Separate 120V dedicated wiring is included.
max.100 W DC bayonet type.
(Lamp is not included.)
Not Applicable with CFL lamps.

Pulse start ballast

Note: Add suffix PS to selected lamp wattage.

Use of pulse start lamp and ballast combination requires a lens enclosure with the luminaire. Please check with compatible luminaire lens option.

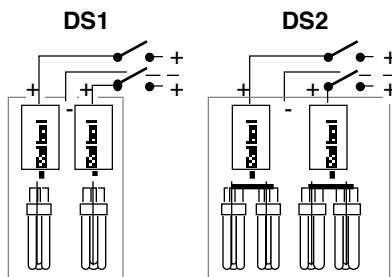
Note: Some pulse start lamps may be available as protected lamp version to eliminate the lens enclosure. If required, please contact factory to verify availability and compatibility.

Dual switching

Luminaires ballasts are wired for external switching control.

DS1: Luminaires with 2 lamps individually externally controlled.

DS2: Luminaires with 4 lamps or more are externally controlled by set of 2 lamps.(for other lamp groupings, please consult factory)



DS2: Luminaire ballast housing length and stem size may be increased to accommodate required number of ballasts.

DS1-26:

Dual single lamp switching 26W

DS2-26:

Dual lamp switching by pair 2x26W

DS1-42:

Dual single lamp switching 32W or 42W

DS2-42:

Dual lamp switching by pair 2x32W or 2X42W

DS1-70:

Dual single lamp switching 57W or 70W

DS2-70:

Dual lamp switching by pair 2x57W or 2X70W

DS1-120:

Dual single lamp switching 85W or 120W

DS2-120:

Dual lamp switching by pair 2x85W or 2x120W

DS2-642:

Dual lamp switching by pair 2x32W or 2X42W

DS2-842:

Dual lamp switching by pair 2x32W or 2X42W

DS2-657:

Dual lamp switching by pair 2x57W or 2X70W

Luminaires may be altered for design improvements or discontinued without prior notice.

LUMINIS [USA] - 3555 NW 53rd Court, Fort Lauderdale, FL.33309
LUMINIS [Canada] - 87 C Brunswick D.D.O. Q.C. Canada H9B 2J5

Tel: 954 .717 .4155 Fax: 954 . 717.4157
Toll free: 888 .401 .6999

Web: www.luminis.com.
Sept. 2006 Rev.Feb.2007

Slope ceiling adaptor

Option: **SW45**
45° hang straight ball swivel for 5/8" dia. suspension stem.

Option: **SB45**
45° hang straight ball swivel with adaptor plate for AR115 AR117 - AR119 - AR121 series

Longer suspension stem

Option

***STA** option for: AR115 AR117-AR119 AR121 only.

STM60 ***STA60**: 60" lg. X5/8" O.D. suspension stem.

STM80 ***STA80**: 80" lg. X5/8" O.D. suspension stem.

Stems can be cut on site and re-threaded externally (Tap size 1/4-18)

For other factory cut to size length add suffix **-STM** with desired length to catalog# max.120"

Suspension power cord

Option: **SPW** (White)
SPB (Black)

Note: cable size and type may change at factory discretion upon availability, to accommodate required wiring.

3/18 X 36"lg. power cord with adjustable aircraft cable.

SPB Black power cable only with options EM42 / EM42S EM242 / EM242S QS / DS/ DS2

Spiral suspension power cord

Option: **TCW** (White)
TCB (Black)

3/18 Spiral power cord Max. 277V Standard extended length: 3ft.

Not applicable when using options EM42 / EM42S EM242 / EM242S QS / DS/ DS2

Safety suspension cable

Option: **STC**

Safety aircraft suspension cable, for applications with earthquake regulations. Cables extends 18" beyond canopy. (Secured to building structure)

Ceiling surface mounting.

Ceiling surface mount conversion kit. Mounts with a Standard 4" octagonal electrical box. (by others)

Option:

CK12 Max. watts: C.F.L: 2x42w H.I.D: 100w

CK16 Max. watts: C.F.L: 2x70w H.I.D: 100w

Optional lens:

Luminous blue edge lens

Option: **LBL** 15" Dia. Kronos replacement frosted lens with luminous blue clear edging.

Option: **L18F:** Frosted acrylic full lens enclosure. (Kronos KR series)

L11: Clear lens (Prisma Nova 12)

L12: Clear lens (Prisma 12)

L16: Clear lens (Prisma 16)

L17: Clear lens (Prisma Nova 16)

L21: Clear lens (Prisma Nova 24)

L22: Clear lens (Prisma 24)

Conduit adaptor

3/4" NPT Female Threaded adaptor (Electrical conduit and other support hardware by others)

Option: **TA**

Cross guard ring

Option: **CLA:** Satin anodized.

3/16" thick aluminum cross guard ring. Available with Kronos series only.

Optional damp location conversion kit:

DA: Damp location converter glass cover

Cross blade louver

2" Deep aluminum satin anodized cross blade louver.

Option: **LB12:** Satin anodized 12" **LB16:** Satin anodized 16" **LB22:** Satin anodized 21"

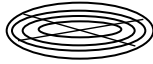
Luminaires may be altered for design improvements or discontinued without prior notice.

LUMINIS [USA] - 3555 NW 53rd Court, Fort Lauderdale, FL.33309
LUMINIS [Canada] - 87 C Brunswick D.D.O. Q.C. Canada H9B 2J5

Tel: 954 .717 .4155 Fax: 954 . 717.4157
Toll free: 888 .401 .6999

Web: www.luminis.com.
Sept. 2006 Rev.Feb.2007

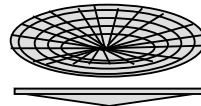
Wire Guard



Option:
GL16 Prisma 16 series
GL22 Prisma 22 series

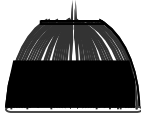
Galvanized wire guard with concentric rings

Clear prismatic conical drop lens



Option:
D12: Clear lens (Prisma 12)
D16: Clear lens (Prisma 16)
D22: Clear lens (Prisma 22)
D12T: Clear lens (Prisma Nova 12)
D16T: Clear lens (Prisma Nova 16)
D22T: Clear lens (Prisma Nova 22)

Diffuser trim



Option:
 Aluminum diffuser trim 12" x 3 1/2" high
BA12 Satin anodized aluminum trim.
BC12 Painted aluminum trim same color as luminaire.

Aluminum diffuser trim 16" x 5 1/2" high
BA16 Satin anodized aluminum trim.
BC16 Painted aluminum trim.

Aluminum diffuser trim 21" x 6 1/2" high
BA22 Satin anodized aluminum trim.
BC22 Painted aluminum trim.

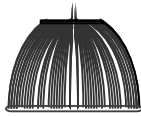
Reflector finish



Option:
 Inside reflector: **Semi-specular**
 Outside reflector: **Same color as luminaire**

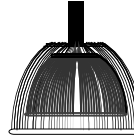
RP2 Prisma 12 & Prisma Nova 12
RP6 Prisma 16 & Prisma Nova 16
RP8 Prisma 22 & Prisma Nova 22
RP9 Kronos & Torx

Frosted prismatic diffuser



Option:
W12 Frosted 12" dia. prismatic lens diffuser.
W16 Frosted 16" dia. prismatic lens diffuser.
W22 Frosted 21" dia. prismatic lens diffuser.

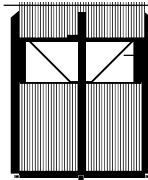
Alternate inner diffuser



Alternate inner diffuser for PR1630 series.

Option:
CR12: 12" dia. inner vibrant red diffuser.
CY12: 12" dia. vibrant yellow inner diffuser.

Alternate Up light reflector finish (Aramis AR101 series)



RD1:
 White enamel indirect reflector.
 All other visible metal parts as per specified color.

Non compatible options

- (DS1/DS2) Dual switching with (DM) Dimming ballast
- (DS1/DS2) Dual switching with (EM) Emergency battery
- (DM) Dimming ballast (EM) Emergency battery
- QS or QRS option with compact fluo. lamps.

Lamps & ballast compatibility

	Lamp Watts	Lamp base	Ballast Volts		Lamp watts	Lamp base & Type	ANSI Code
	Compact Fluorescent	26W	G24Xq3		120/277	Metal Halide	39W
32W		G24Xq3	120/277	39W	PAR20 Open rated (Med.base)		M130
42W		G24Xq4	120/277	50W	ED17 Open rated (Med.base)		M110/M148
57W		G24Xq5	120/277	70W	PAR30L Open rated (Med.base)		M198/M143
70W		G24Xq6	120/277	70W	ED17 Open rated (Med.base)		M198/M143
85W		2G8-1	120	70W	T6 Enclosed rated (G12 base)		M139
120W		2G8-1	120	100W	ED17 Open rated (Med.base)		M90/M140
				150W	ED17 Open rated (Med.base)		M102/M142
				175W	ED17 Enclosed rated (Med.base)		M57
				250W	ED28 Open rated (Mog.base)		M58
			400W	ED37 Open rated (Mog.base)	M59		

Note:

Enclosed rated lamps require a lens protection with the luminaire.

Enclosed rated lamps will not fit with open rated sockets.

Requires lens enclosure option

Luminaires may be altered for design improvements or discontinued without prior notice.

LUMINIS [USA] - 3555 NW 53rd Court, Fort Lauderdale, FL.33309
 LUMINIS [Canada] - 87 C Brunswick D.D.O. Q.C. Canada H9B 2J5

Tel: 954 .717 .4155 Fax: 954 . 717.4157
 Toll free: 888 .401 .6999

Web: www.luminis.com.
 Sept. 2006 Rev. July 2007