

216 Series, 5x20 mm, Fast-Acting Fuse



Description

5x20mm fast-acting ceramic body cartridge fuse designed to IEC specification.











Features

- Designed to International (IEC) Standards for use globally
- Meets the IEC 60127-2, sheet 1 specification for fast-acting fuses
- Available in cartridge and axial lead form
- RoHS compliant and lead-free

Applications

Used as supplementary protection in appliance or utilization equipment to provide individual protection for components or internal circuits.

Agency Approvals

Agency	Agency File Number	Ampere Range
	Cartridge Certificates: 1-5A NBK 080205-E10480A 6.3A-10A NBK 250702-E10480E 12.5A NBK 240108-JP1021C 16A NBK 240108-JP1021E	1A – 16A
	Leaded Certificates: 1-5A NBK 080205-E10480B 6.3A-10A NBK 250702-E10480F 12.5A NBK 240108-JP1021D 16A NBK 240108-JP1021F	
	Certificates: 2003010207079960	50mA – 6.3A
	Certificates: SU05001-2013	1A – 10A
	Recognised File: E10480 Guide: JDYX2	50mA – 10A 12.5A, 16A
	File: 029862 Acc. Class: LR1422-30	
	File: 1027156 1309491 1117973 1020822 1027014	50mA – 125mA 160mA – 800mA 1A – 6.3A 8A – 10A 16A
	License: 40013834	50mA – 6.3A *8A, *10A
	License: 40016442	*12.5A
	License: KM41462	1A – 6.3A
		50mA – 16A

*Approval for Cartridge versions only

Electrical Characteristics for Series

% of Ampere Rating	Ampere Rating	Opening Time
150%	50mA – 4A	60 minutes, Minimum
	5A – 6.3A	60 minutes, Minimum
	8A – 16A	30 minutes, Minimum
210%	50mA – 4A	30 minutes, Maximum
	5A – 6.3A	30 minutes, Maximum
	8A – 16A	30 minutes, Maximum
275%	50mA – 4A	0.01 sec., Min.; 2 sec. Max.
	5A – 6.3A	0.01 sec., Min.; 3 sec. Max.
	8A – 16A	0.04 sec., Min.; 20 sec. Max.
400%	50mA – 4A	.003 sec., Min.; 0.3 sec. Max.
	5A – 6.3A	.003 sec., Min.; 0.3 sec. Max.
	8A – 16A	.01 sec., Min.; 1.0 sec. Max.
1000%	50mA – 4A	.02 seconds, Maximum
	5A – 6.3A	.02 seconds, Maximum
	8A – 16A	.03 sec.onds, Maximum

Additional Information



Datasheet



Resources



Samples

Axial Lead & Cartridge Fuses

5x20 mm > Fast-Acting > 216 Series

Electrical Characteristics Specifications by Item

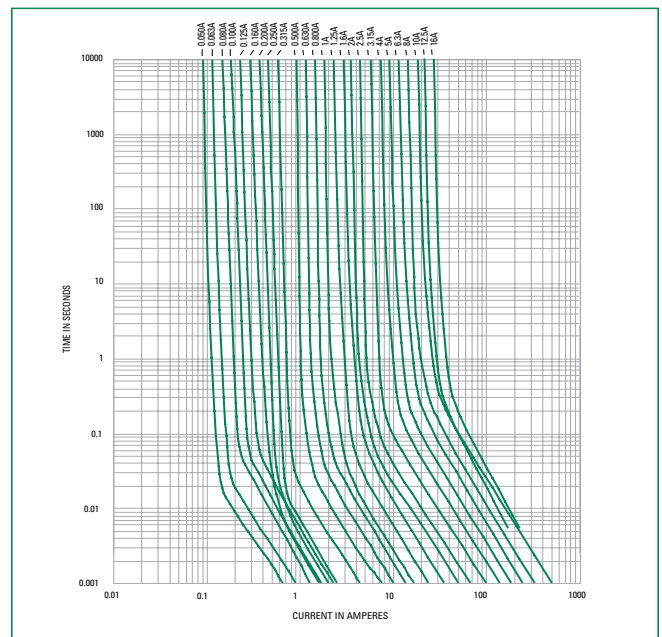
Amp Code	Amp Rating (A)	Voltage Rating (V)	Interrupting Rating	Nominal Cold Resistance (Ohms)	Nominal Melting I ² t (A ² sec)	Maximum Voltage Drop at Rated Current (mV)	Maximum Power Dissipation at 1.5I _n (W)	Agency Approvals										
								UL	CCC	CSA	UL	UL	UL	UL	UL	UL	UL	UL
.050	0.05	250	1500A@ 250Vac	15.9000	0.00019	10000	1.6				x	x	x	x	x	x		
.063	0.063	250		10.4500	0.00054	8800	1.6				x	x	x	x	x	x		
.080	0.08	250		7.8850	0.00084	7600	1.6				x	x	x	x	x	x		
.100	0.1	250		5.7925	0.00450	7000	1.6				x	x	x	x	x	x		
.125	0.125	250		3.6750	0.00546	5000	1.6				x	x	x	x	x	x		
.160	0.16	250		5.3490	0.00576	4300	1.6				x	x	x	x	x	x		
.200	0.2	250		3.3500	0.00439	3500	1.6				x	x	x	x	x	x		
.250	0.25	250		2.3500	0.00891	2800	2.5				x	x	x	x	x	x		
.315	0.315	250		1.8500	0.01000	2500	2.5				x	x	x	x	x	x		
.500	0.5	250		0.8660	0.16500	1800	2.5				x	x	x	x	x	x		
.630	0.63	250		0.4650	0.17500	1500	2.5				x	x	x	x	x	x		
.800	0.8	250		0.2950	0.28500	1200	2.5				x	x	x	x	x	x		
001.	1	250		0.2370	0.18000	1000	2.5			x	x	x	x	x	x	x		x
1.25	1.25	250		0.1530	0.48000	800	4			x	x	x	x	x	x	x		x
01.6	1.6	250		0.1112	1.00500	600	4			x	x	x	x	x	x	x		x
002.	2	250		0.0764	1.87000	500	4			x	x	x	x	x	x	x		x
02.5	2.5	250		0.0584	2.69500	400	4			x	x	x	x	x	x	x		x
3.15	3.15	250		0.0368	6.70000	350	4			x	x	x	x	x	x	x		x
004.	4	250		0.0247	14.99500	300	4			x	x	x	x	x	x	x		x
005.	5	250		0.0183	27.46000	250	4			x	x	x	x	x	x	x		x
06.3	6.3	250		0.0137	56.43000	200	4			x	x	x	x	x	x	x		x
008.	8	250		0.0123	64.31500	200	4				x		x	x	x	x	x*	x
010.	10	250		0.0079	154.34000	200	4				x		x	x	x	x	x*	x
12.5	12.5	250		0.0057	175.00000	200	N/A**						x	x		x		x*
016.	16	250	750A@ 250Vac	0.0040	462.50000	200	N/A**					x	x	x	x		x	

* Approval for cartridge versions only.

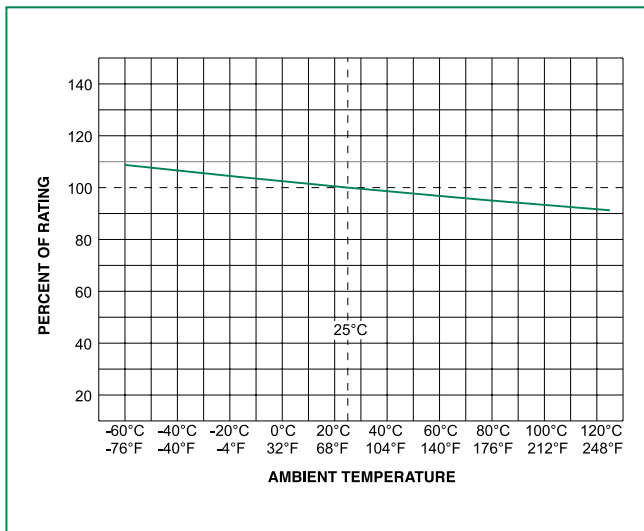
N/A** - Please contact Littelfuse for details on these parameters

I²t test at 10x rated current

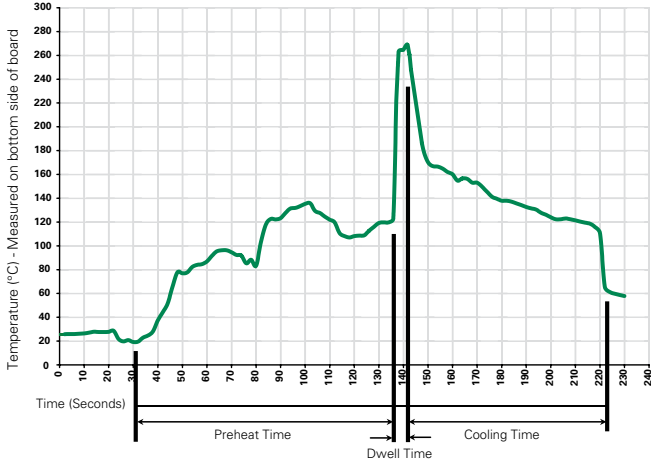
Average Time Current Curves



Temperature Rerating Curve



Soldering Parameters - Wave Soldering



Recommended Process Parameters:

Wave Parameter	Lead-Free Recommendation
Preheat: (Depends on Flux Activation Temperature) (Typical Industry Recommendation)	
Temperature Minimum:	100° C
Temperature Maximum:	150° C
Preheat Time:	60-180 seconds
Solder Pot Temperature:	260° C Maximum
Solder Dwell Time:	2-5 seconds

Recommended Hand-Solder Parameters:

Solder Iron Temperature: 350° C +/- 5° C
Heating Time: 5 seconds max.

Note: These devices are not recommended for IR or Convection Reflow process.

Product Characteristics

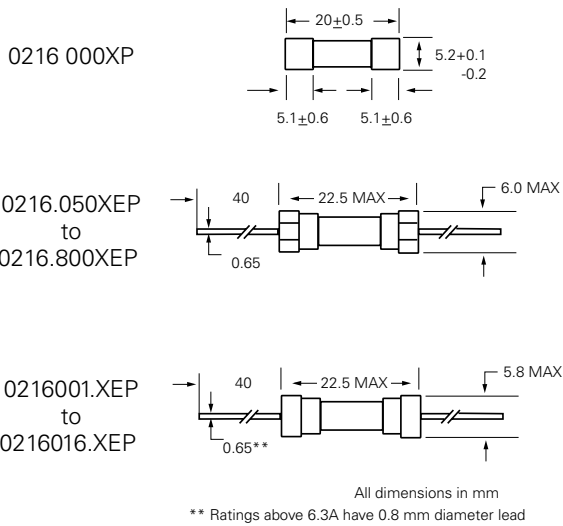
Material	Body: Ceramic Cap: Nickel-plated brass Leads: Tin-plated Copper Filler (160mA-16A): Sand
Terminal Strength	MIL-STD-202G, Method 211A, Test Condition A
Solderability	Reference IEC 60127 Second Edition 2003-01 Annex A
Product Marking	Cap 1: Brand logo, current and voltage rating Cap 2: Agency approval markings
Packaging	Available in Bulk (M=1000 pcs/pkg) or on Tape/Reel (MRET1=1000 pcs/reel)

Operating Temperature	-55°C to +125°C
Thermal Shock	MIL-STD-202G, Method 107G, Test Condition B: (5 cycles -65°C to +125°C)
Vibration	MIL-STD-202G, Method 201A
Humidity	MIL-STD-202G, Method 103B, Test Condition A. high RH (95%) and elevated temperature (40°C) for 240 hours.
Salt Spray	MIL-STD-202G, Method 101D, Test Condition B

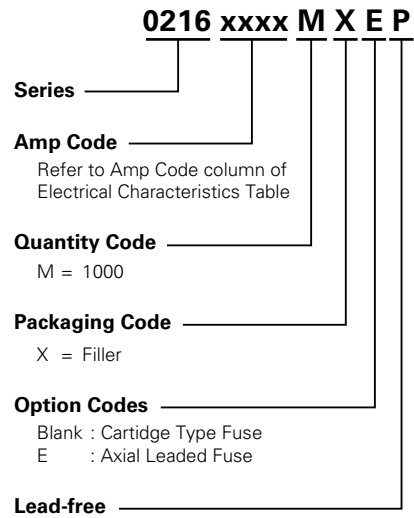
Axial Lead & Cartridge Fuses

5x20 mm > Fast-Acting > 216 Series

Dimensions



Part Numbering System



Packaging

Packaging Option	Packaging Specification	Quantity	Quantity & Packaging Code	Taping Width
216 Series				
Bulk	N/A	1000	MX	N/A
Bulk	N/A	1000	MXE	N/A
Reel and Tape	EIA 296-E	1000	MRET1	T1=53mm (2.087")
Bulk	N/A	1000	MXG	N/A
Bulk	N/A	1000	MXB	N/A
Bulk	N/A	100	HX	N/A

Mouser Electronics

Authorized Distributor

Click to View Pricing, Inventory, Delivery & Lifecycle Information:

Littelfuse:

[0216004.MRET1P](#) [0216005.MRET1P](#) [02161.25MXP](#) [02163.15HXP](#) [0216.200MXP](#) [0216.630MXEP](#)
[0216.500MXEP](#) [021602.5MXP](#) [0216004.MXP](#) [02161.25HXP](#) [0216.125HXP](#) [0216.315MXP](#) [0216002.HXP](#)
[0216002.MXEP](#) [0216001.HXP](#) [0216.160HXP](#) [0216.100MXP](#) [0216.063MXP](#) [0216.050MXP](#) [0216005.MXP](#)
[0216.200MXEP](#) [0216001.MXEP](#) [0216.200HXP](#) [0216.160MXP](#) [0216005.HXP](#) [0216004.HXP](#) [021602.5HXP](#)
[02163.15MXP](#) [0216.250HXP](#) [0216.800MXEP](#) [0216.125MXP](#) [021601.6MXEP](#) [0216.100HXP](#) [0216.100MRET1P](#)
[0216002.MRET1P](#) [021602.5MRET1P](#) [021606.3MRET1P](#) [0216.500MXP](#) [0216.125MXEP](#) [0216.080HXP](#)
[0216.800HXP](#) [021602.5MXEP](#) [021601.6MXP](#) [0216001.MXP](#) [0216.100MXEP](#) [0216.315MXEP](#) [0216004.MXEP](#)
[0216.500HXP](#) [0216.800MXP](#) [021601.6HXP](#) [0216005.MXEP](#) [0216.630MXP](#) [02163.15MXEP](#) [0216.250MXP](#)
[0216.080MXEP](#) [0216.250MXEP](#) [0216.630HXP](#) [0216.080MXP](#) [0216.063MXEP](#) [0216.063HXP](#) [0216002.MXP](#)
[021606.3MXP](#) [0216.315HXP](#) [0216.160MXEP](#) [02161.25MXEP](#) [021606.3HXP](#) [0216.050MXEP](#) [021606.3MXEP](#)
[0216.050HXP](#) [0216.250MRET1P](#) [021606.3MXB940P](#) [0216005.MXGP](#) [021606.3MXBP](#) [02163.15MRET1P](#)
[0216001.MXESPP](#) [0216002.MXESPP](#) [0216004.MXESPP](#) [0216005.MXESPP](#) [021601.6MXESPP](#) [021602.5MXESPP](#)
[021606.3MXESPP](#) [02163.15MXESPP](#) [0216.500TXP](#) [021601.6TXP](#) [02163.15TXP](#) [0216004.TXP](#) [0216001.TXP](#)
[021602.5TXP](#) [021606.3TXP](#) [0216002.TXP](#) [0216.250TXP](#) [0216002.MXGP](#) [0216.315TXP](#) [0216005.MXBP](#)
[0216005.TXP](#) [0216004.MXR6SPP](#) [02161.25MXBP](#) [0216001.MXGP](#) [0216.080TXP](#) [0216.063TXP](#)