X

Kontaktanordnung

Contact arrangement

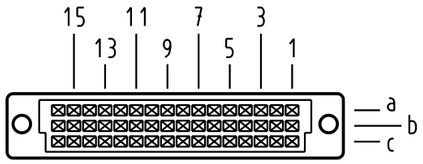

48 Einlöt-Kontakte

48 solder-contacts

⊠ = Einlöt-Kontakt

= *solder-contact*

□ = Kontaktpositon nicht belegt

= *position without contact*

Z

2 : 1

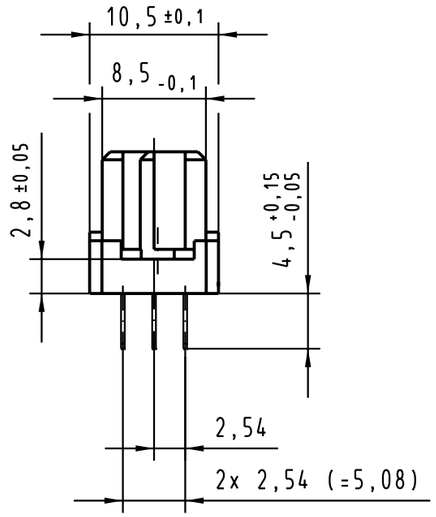

X

(Lochbild)

(Board drillings)

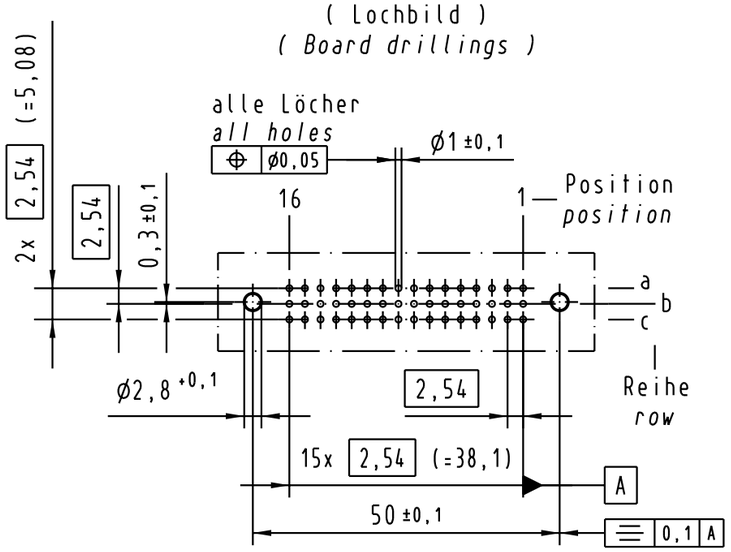

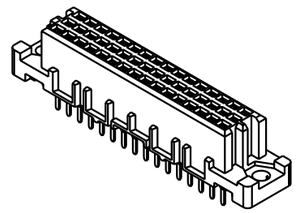

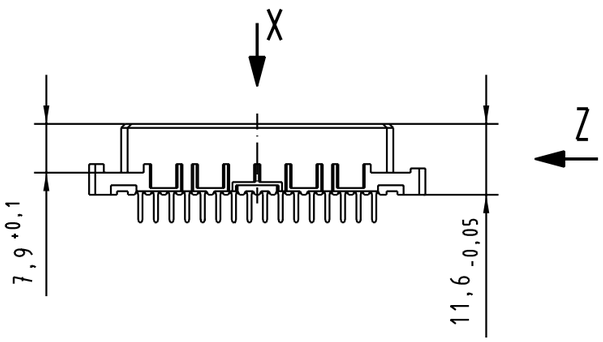

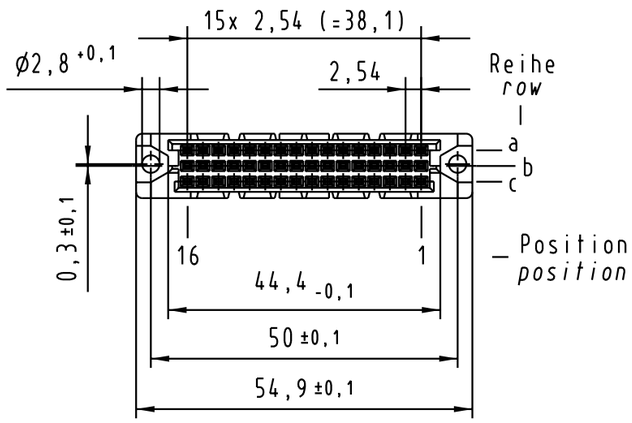

09 23 248 5825	–	min.0,76µm (30µin) Au über/over min.1,27µm (50µin) Ni
09 23 248 4825	VG	Au über/over Ni
09 23 248 7825	3	Au über/over Ni
09 23 248 6825	2	Au über/over Ni
09 23 248 2825	1	Au über/over Ni
Bestell-Nr. *Part-No.*	Anforderungsstufe nach IEC *performance level per IEC*	Kontaktoberfläche *Contact Plating*

All Dimensions in mm
Original Size DIN A 3

Techn. Character.

Nicht tolerierte Maße/*Free size tolerances*
siehe / *see* IEC 60603-2

				Dat.	Name	Maßstab/*Scale*
			Detail.	14.10.99	Rie.	1 : 1
			Insp.	14.10.99	Pa.	2 : 1
30232	08.02.02	Rie.	Stand.			
26966	24.01.00	Rie.				
26859						
Mod.	Dat.	Name				

HARTING Electronics GmbH & Co. KG
D-32339 ESPELKAMP

har-bus 2C Federleiste
Einlöt 4,5 , 48 pol.
har-bus 2C female connector
solder 4,5 , 48 pol.

TB 09 23 248 x825

Blatt/*page* /

Sub.

Alle Rechte vorbehalten/ *All rights reserved*