


Arduino Nano (V3.0)

User Manual



Released under the Creative Commons Attribution Share-Alike 2.5 License

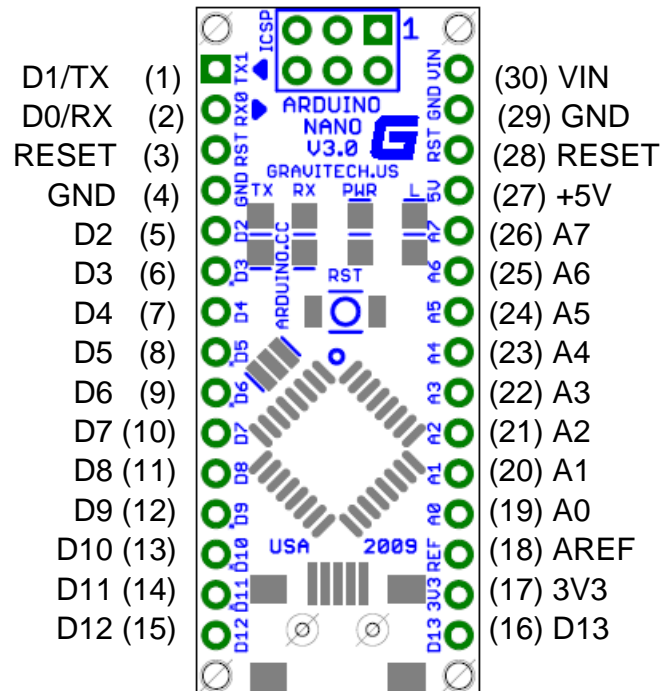
<http://creativecommons.org/licenses/by-sa/2.5/>

More information:

www.arduino.cc

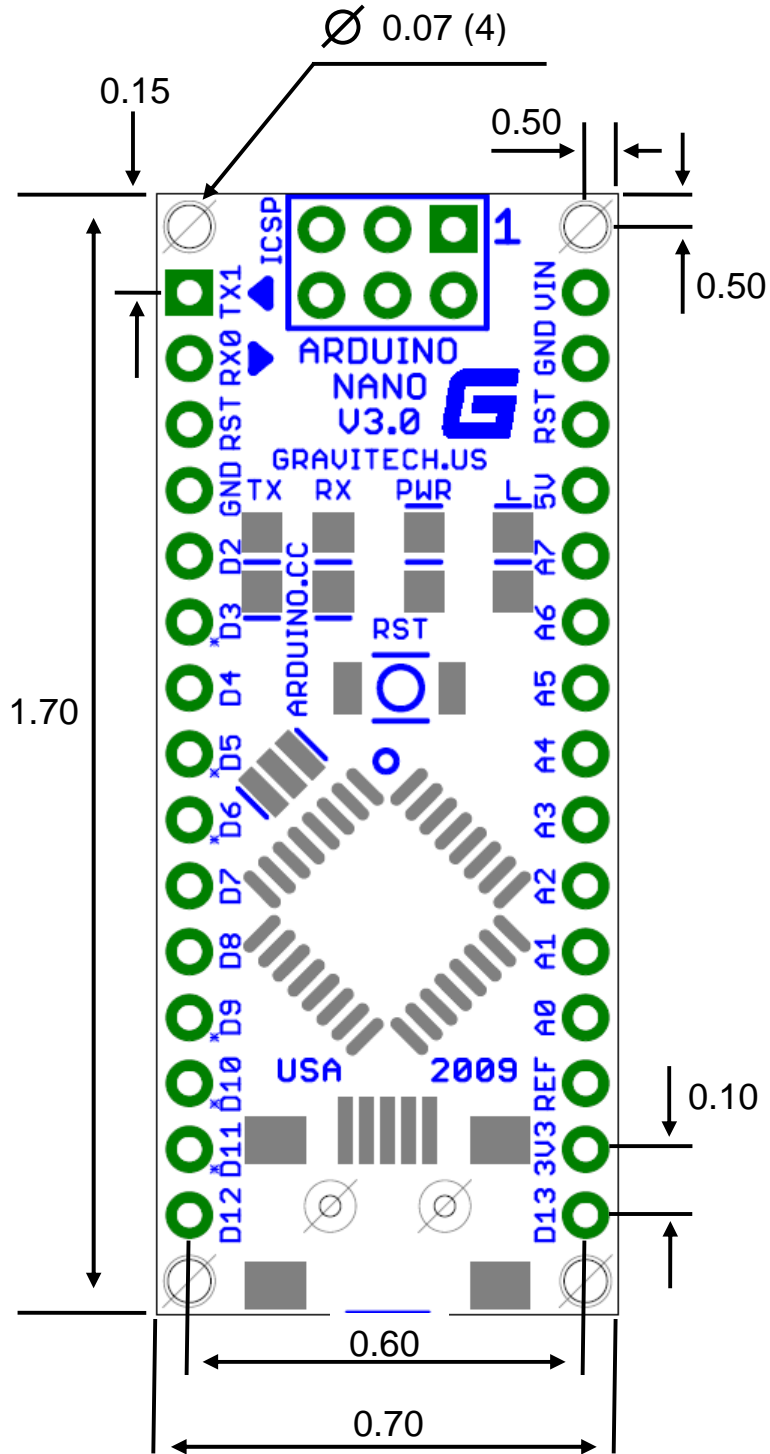
Rev 3.0

Arduino Nano Pin Layout



Pin No.	Name	Type	Description
1-2, 5-16	D0-D13	I/O	Digital input/output port 0 to 13
3, 28	RESET	Input	Reset (active low)
4, 29	GND	PWR	Supply ground
17	3V3	Output	+3.3V output (from FTDI)
18	AREF	Input	ADC reference
19-26	A0-A7	Input	Analog input channel 0 to 7
27	+5V	Output or Input	+5V output (from on-board regulator) or +5V (input from external power supply)
30	VIN	PWR	Supply voltage

Arduino Nano Mechanical Drawing



Mouser Electronics

Authorized Distributor

Click to View Pricing, Inventory, Delivery & Lifecycle Information:

[Gravitech:](#)

[ARD-NANO30NP](#)