

HF105F-4 (JQX-105F-4)

MINIATURE HIGH POWER RELAY



File No.:E134517



File No.:R500050266



File No.:CQC02001001955



Features

- 30A switching capability
- 2.5kV dielectric strength (between coil and contacts)
- Heavy load up to 7,200VA
- Class F insulation available
- Environmental friendly product (RoHS compliant)
- Outline Dimensions: (50.2 x 27.5 x 27.8) mm

CONTACT DATA

Contact arrangement	1A	1B	1C (NO)	1C (NC)
Contact resistance	50mΩ (at 1A 24VDC)			
Contact material	AgSnO ₂ , AgCdO			
Max. switching capacity	7200VA/560W	3600VA/280W	4800VA/560W	2400VA/280W
Max. switching voltage	277VAC/28VDC			
Max. switching current	40A	15A	20A	10A
HF105F-4 rating	30A 240VAC 20A 28VDC	15A 240VAC 10A 28VDC	20A 240VAC 20A 28VDC	10A 240VAC 10A 28VDC
HF105F-4L rating	25A 240VAC 20A 28VDC	15A 240VAC 10A 28VDC	20A 240VAC 20A 28VDC	10A 240VAC 10A 28VDC
Mechanical endurance	1 x 10 ⁷ OPS			
Electrical endurance	1 x 10 ⁵ OPS			

CHARACTERISTICS

Insulation resistance	1000MΩ (at 500VDC)	
Dielectric strength	Between coil & contacts	2500VAC 1min
	Between open contacts	1500VAC 1min
Operate time (at nomi. volt.)	15ms max.	
Release time (at nomi. volt.)	10ms max.	
Ambient temperature	Class B	DC:-55°C to 85°C AC:-55°C to 60°C
	Class F	DC:-55°C to 105°C AC:-55°C to 85°C
Shock resistance	Functional	100m/s ² (10g)
	Destructive	1000m/s ² (100g)
Vibration resistance	10Hz to 55Hz 1.5mm DA	
Humidity	98%, 40°C	
Termination	QC	
Unit weight	Approx. 36g	
Construction	Wash tight, Dust protected	

Notes: 1) The data shown above are initial values.

2) Please find coil temperature curve in the characteristic curves below.

COIL

Coil power	DC type: 900mW; AC type: 2VA
------------	------------------------------

SAFETY APPROVAL RATINGS

UL & CUR	1 Form A		30A 277VAC
			30A 28VDC
	1 Form B		2HP 250VAC
			1HP 125VAC
			277VAC(FLA=20)(LRA=60)
			15A 277VAC
1 Form C	NO	10A 28VDC	
		2HP 250VAC	
1 Form C	NC	1HP 125VAC	
		277VAC(FLA=20)(LRA=60)	
TÜV			20A 277VAC
			10A 277VAC
			10A 28VDC
			1/2HP 250VAC
TÜV			1/4HP 125VAC
			277VAC(FLA=10)(LRA=33)
TÜV			15A 250VAC
			cosφ=0.4

Notes: Only some typical ratings are listed above. If more details are required, please contact us.



HONGFA RELAY

ISO9001、ISO/TS16949、ISO14001、OHSAS18001 CERTIFIED

2007 Rev. 2.00

COIL DATA

at 23°C

Nominal Voltage VDC	Pick-up Voltage VDC	Drop-out Voltage VDC	Max. Allowable Voltage VDC	Coil Resistance Ω
5	3.75	0.5	6.5	27 x (1±10%)
6	4.50	0.6	7.8	40 x (1±10%)
9	6.75	0.9	11.7	97 x (1±10%)
12	9.00	1.2	15.6	155 x (1±10%)
15	11.25	1.5	19.5	256 x (1±10%)
18	13.50	1.8	23.4	380 x (1±10%)
24	18.00	2.4	31.2	660 x (1±10%)
48	36.00	4.8	62.4	2560 x (1±10%)
70	52.50	7.0	91	5500 x (1±10%)
110	82.50	11	143	13450 x (1±10%)

Nominal Voltage VAC	Pick-up Voltage VAC	Drop-out Voltage VAC	Max. Allowable Voltage VDC	Coil Resistance Ω
12	9.6	2.4	15.6	25 x (1±10%)
24	19.2	4.8	31.2	100 x (1±10%)
120	96.0	24.0	156	2500 x (1±10%)
208	166.4	41	270.4	11000 x (1±10%)
220/240	192	48	286	13490 x (1±10%)
277	220	54	360.1	15000 x (1±10%)

Notes: When requiring pick-up voltage < 80% of nominal voltage, special order allowed.

ORDERING INFORMATION

HF105F-4 / 018 D K -1H S T F (XXX)

Type¹⁾ HF105F-4: 30A
HF105F-4L: 25A
JQX-105F-4/JQX-105F-4L (Old type)

Coil voltage DC: 5 to 110VDC AC: 12 to 277VAC

Coil voltage form D: DC A: AC

Coil terminal width K: 4.8mm Nil: 2.8mm

Contact arrangement 1H:1 Form A 1D:1 Form B 1Z:1 Form C

Construction²⁾ S: Wash tight Nil: Dust protected

Contact material T: AgSnO₂ Nil: AgCdO

Insulation standard F: Class F Nil: Class B

Customer special code³⁾ e.g. (551) stands for RoHS compliant (Cadmium containing contacts)
(Only for special requirements) (555) stands for RoHS compliant (Cadmium-free contacts)

Notes: 1) We have now gradually updated our ordering information. We suggest new type should be selected. If necessary, old type can be kept for some period for the old customers.

2) Under the ambience with dangerous gas like H₂S, SO₂ or NO₂, wash tight type is recommended; please test the relay in real applications. If the ambience allows, dust protected is preferentially recommended.

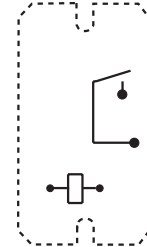
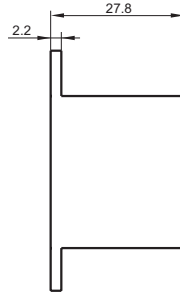
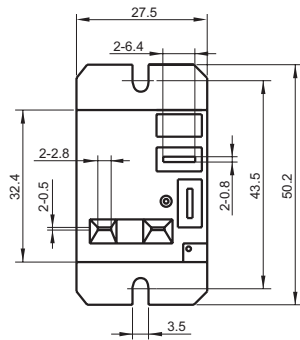
3) HF105F-4 is an environmental friendly product. Please mark a special code (555) or (551) when ordering. (551) stands RoHS compliant with Cadmium contact; (555) stands for RoHS compliant with Cadmium-free contact.

1 Form A

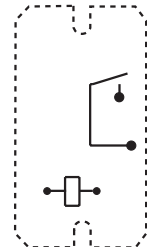
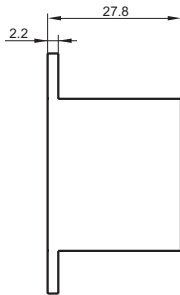
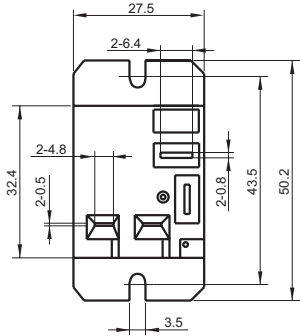
Outline Dimensions

Wiring Diagram
(Top view)

2.8mm Terminal width

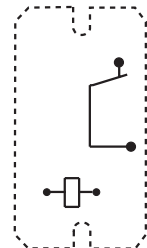
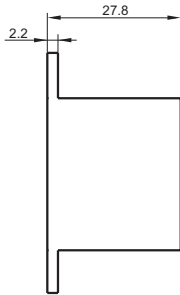
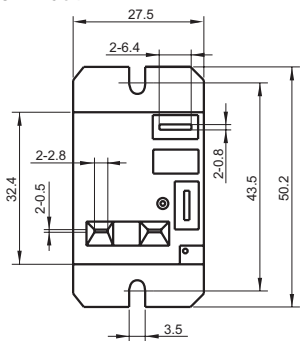


4.8mm Terminal width

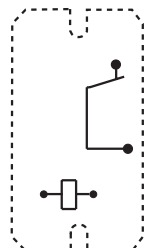
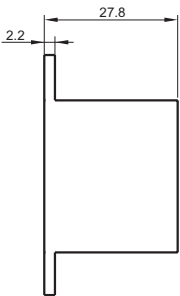
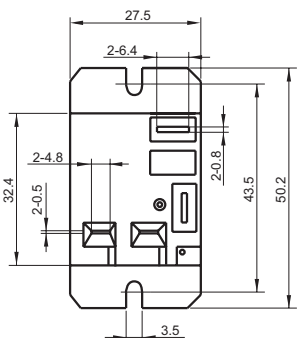


1 Form B

2.8mm Terminal width



4.8mm Terminal width



OUTLINE DIMENSIONS, WIRING DIAGRAM AND PC BOARD LAYOUT

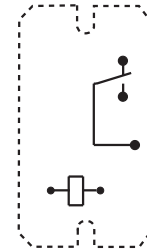
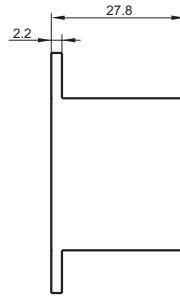
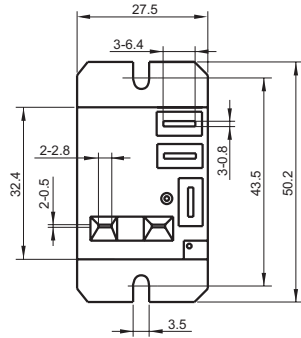
Unit: mm

1 Form C

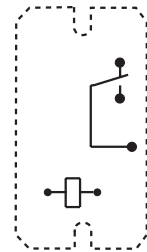
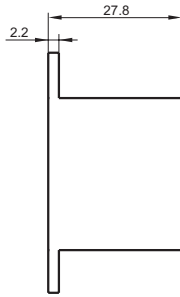
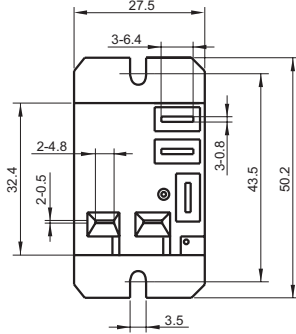
Outline Dimensions

Wiring Diagram (Top view)

2.8mm Terminal width



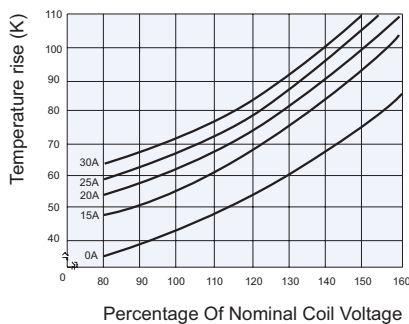
4.8mm Terminal width



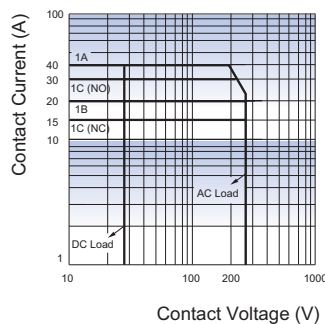
Remark: In case of no tolerance shown in outline dimension: outline dimension $\leq 1\text{mm}$, tolerance should be $\pm 0.2\text{mm}$; outline dimension $> 1\text{mm}$ and $\leq 5\text{mm}$, tolerance should be $\pm 0.3\text{mm}$; outline dimension $> 5\text{mm}$, tolerance should be $\pm 0.4\text{mm}$.

CHARACTERISTIC CURVES

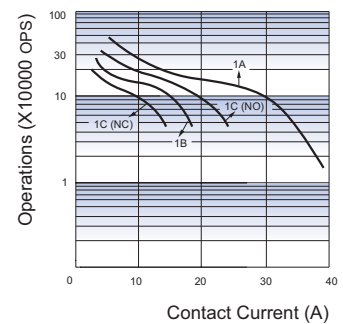
COIL TEMPERATURE RISE



MAXIMUM SWITCHING POWER



ENDURANCE CURVE



Disclaimer

This datasheet is for the customers' reference. All the specifications are subject to change without notice.

We could not evaluate all the performance and all the parameters for every possible application. Thus the user should be in a right position to choose the suitable product for their own application. If there is any query, please contact Hongfa for the technical service. However, it is the user's responsibility to determine which product should be used only.

© Xiamen Hongfa Electroacoustic Co., Ltd. All rights of Hongfa are reserved.