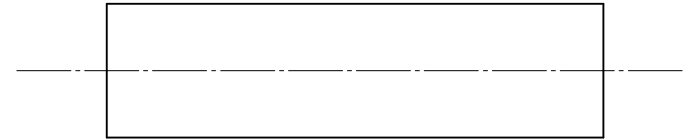
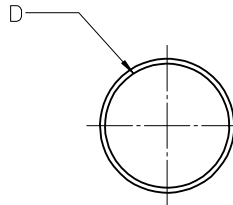


BLACK		CLEAR		MIN	MAX	RECOVERED	LENGTH FEET/METERS
MATERIAL NUMBER	ENGINEERING NUMBER	MATERIAL NUMBER	ENGINEERING NUMBER	EXPANDED ID "D"	RECOVERED ID	WALL THK REF	
192690008	PF3-1/8-1BK			.125/3.018	.040/1.02	.038/0.97	4.0/1.2
192690013	PF3-3/16-1BK			.187/4.75	.060/1.52	.045/1.14	
		192690043	PF3-3/16-1CL	.225/5.72	.050/1.27	.045/1.14	
192690018	PF3-1/4-1BK			.250/6.35	.080/2.03	.047/1.19	
		192690048	PF3-1/4-1CL	.293/7.44	.065/1.65	.047/1.19	
192690023	PF3-3/8-1BK			.375/9.53	.120/3.05	.050/1.27	
		192690053	PF3-3/8-1CL	.427/10.85	.095/2.43	.050/1.27	
192690028	PF3-1/2-1BK			.500/12.70	.157/3.99	.055/1.40	
		192690058	PF3-1/2-1CL	.700/17.78	.175/4.45	.055/1.40	
192690033	PF3-3/4-1BK			.750/19.05	.230/5.84	.065/1.65	
192690038	PF3-1-1BK			1.000/25.40	.320/8.13	.075/1.90	



SALES DRAWING

NOTES:

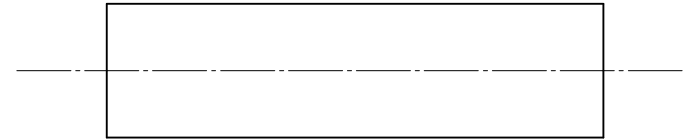
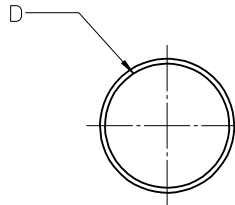
(A1)

- MATERIAL: POLYOLEFIN WITH ADHESIVE LINER.
- OTHER CUT LENGTHS ARE AVAILABLE.
- PARTS ARE RoHS COMPLIANT.

(A1)

CORRECT MAT'L EC NO: ICG2013-0982 DRAWN: GROJASO1 2013/01/10 CHKD: JMAGNEIL 2013/01/10 APPR: JMAGNEIL 2013/01/31	QUALITY SYMBOLS	GENERAL TOLERANCES (UNLESS SPECIFIED)		DIMENSION STYLE IN/MM		SCALE 1:1	DESIGN UNITS INCH	THIRD ANGLE PROJECTION
	▽=0	mm	INCH	DRAWN BY	DATE	TITLE (A1) POLYOLEFIN W/ ADHESIVE LINER HEAT SHRINK TUBING 19269 SERIES	MATERIAL NO. MOLEX INCORPORATED	SHEET NO. 1 OF 1
	▽=0	4 PLACES ± --- ± ---	3 PLACES ± --- ± .010	BENDERLE	2004/09/23			
		2 PLACES ± 0.25 ± .02	1 PLACE ± 0.51 ± ---	2004/09/23	DATE	2004/09/23	DOCUMENT NO.	SD-19269-001
	ANGULAR ± ---°	DRAFT WHERE APPLICABLE MUST REMAIN WITHIN DIMENSIONS		APPROVED BY	DATE	THIS DRAWING CONTAINS INFORMATION THAT IS PROPRIETARY TO MOLEX INCORPORATED AND SHOULD NOT BE USED WITHOUT WRITTEN PERMISSION		
				R DEROSS	2004/09/23			
A1	REV			SEE CHART				

BLACK		RED		MIN	MAX	RECOVERED	LENGTH
MATERIAL NUMBER	ENGINEERING NUMBER	MATERIAL NUMBER	ENGINEERING NUMBER	EXPANDED ID "D"	RECOVERED ID	WALL THK REF	FEET/METERS
192700008	PFB-04-1BK	192700013	PFB-04-1RD	.400/10.16	.150/3.81	.060/1.53	4.0/1.2
192700018	PFB-07-1BK	192700023	PFB-07-1RD	.750/19.05	.220/5.59	.095/2.41	
192700028	PFB-11-1BK	192700033	PFB-11-1RD	1.100/27.94	.375/9.53	.120/3.05	
192700038	PFB-15-1BK	192700043	PFB-15-1RD	1.500/38.10	.500/19.05	.140/3.56	
192700048	PFB-20-1BK	192700053	PFB-20-1RD	2.000/50.80	.750/19.05	.155/3.98	
192700058	PFB-30-1BK	192700063	PFB-30-1RD	3.540/89.92	1.18/29.97	.155/3.98	
192700068	PFB-40-1BK	192700073	PFB-40-1RD	4.72/119.89	1.57/39.88	.170/4.37	



SALES DRAWING

NOTES:

1. MATERIAL: POLYOLEFIN
2. OTHER CUT LENGTHS ARE AVAILABLE.
3. PARTS ARE RoHS COMPLIANT.

(A1)

CHANGED TITLE EC NO: IPG2013-0982 DRAWN:GROJASO1 2013/01/10 CHKD:JMAGNEIL 2013/01/10 APPR:JMAGNEIL 2013/01/31	QUALITY SYMBOLS ▽=0 ▽=0	GENERAL TOLERANCES (UNLESS SPECIFIED)		DIMENSION STYLE IN/MM		SCALE 1:1	DESIGN UNITS INCH	THIRD ANGLE PROJECTION		
			mm	INCH	DRAWN BY BENDERLE	DATE 2004/09/23	TITLE (A1) POLYOLEFIN HEAT SHRINK TUBING 19270 SERIES MOLEX INCORPORATED			
		4 PLACES	± ---	± ---	CHECKED BY	DATE				
		3 PLACES	± ---	± .010	R DEROSS	2004/09/23	MATERIAL NO. SEE CHART DOCUMENT NO. SD-19270-001 SHEET NO. 1 OF 1			
2 PLACES	± 0.25	± .02	APPROVED BY	DATE						
1 PLACE	± 0.51	± ---	R DEROSS	2004/09/23	THIS DRAWING CONTAINS INFORMATION THAT IS PROPRIETARY TO MOLEX INCORPORATED AND SHOULD NOT BE USED WITHOUT WRITTEN PERMISSION					
ANGULAR		± ---°								