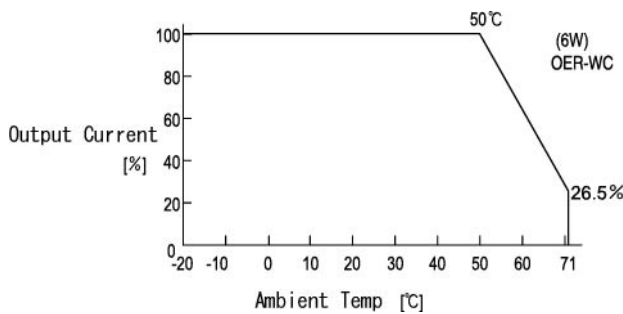


6 WATT DC-DC CONVERTER

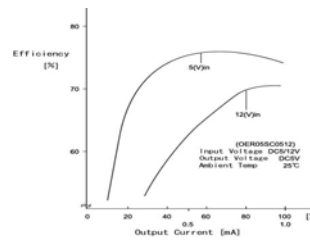
OER-SC / WC 0512 SINGLE/ DUAL CHANNEL

Specifications OER**SC/WC0512 6WATTS/SINGLE/2 OUTPUT	Model											
	OER05SC0512		OER12SC0512		OER15SC0512		OER24SC0512		OER22WC0512		OER23WC0512	
Input Characteristic												
Input Voltage DC[V]	5	12	5	12	5	12	5	12	5	12	5	12
Input Range DC[V]	4.5-16											
Inrush Current [A]	Not specified											
Input Range												
at no load [mA](typical)	65	65	67	72	75	75	95	85	105	90	102	87
at full load[mA](typical)	1345	575	1576	666	1558	657	1590	660	1664	680	1571	640
Line Back Noise [mVp-p](typical)	300	150	300	150	300	150	300	150	300	150	300	150
Efficiency [%] (typical) *1	74	72	76	75	77	76	78	78	75	76	76	77

Derating Diagram



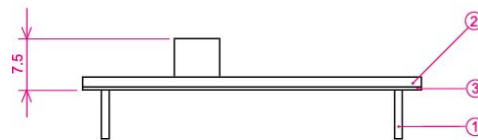
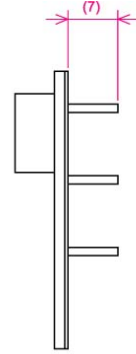
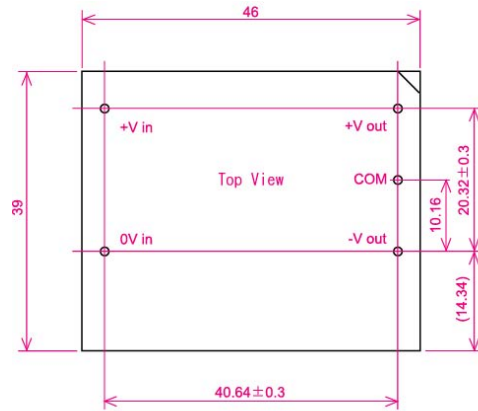
Efficiency Curve



Efficiency Curve/OER05SC0512

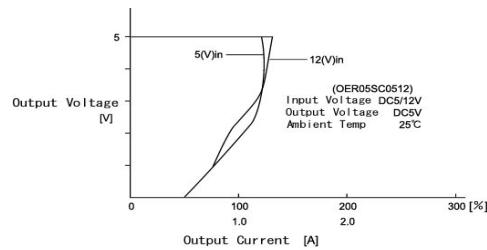
Specifications OER**SC/WC0512 6WATTS/SINGLE/2 OUTPUT	Model							
	OER05SC0512	OER12SC0512	OER15SC0512	OEQ24SC0512	OER22WC0512		OER23WC0512	
Output Voltage [V]	5	12	15	24	+12	-12	+15	-15
Output Current [A]	1	0.50	0.40	0.26	0.026-0.26		0.020-0.20	
Voltage Tolerance +/-[mV](maximum) *2	100	240	300	480	240	240	300	300
Ripple and Noise [mVp-p](maximum) *3	100							
Regulation								
a.Static Line Regulation [mV](maximum)	25	60	75	120	60	60	75	75
b.Dynamic Line Regulation +/-[mV](maximum) *4	200	480	600	960	480	480	600	600
c.Static Load Regulation +/-[mV](maximum) *5	25	60	75	120	1200	1200	1500	1500
+/-[mV](maximum) *6					480	480	600	600
+/-[mV](maximum) *7					60	60	75	75
d.Temperature Coefficient *8	0.03%/°C(maximum)							
e.Drift[mV](maximum) *9	40	75	90	135	75	75	90	90
f.Dynamic Load Regulation [mV](maximum) *10	200	480	600	960	480	480	600	600
g.Recovery Time *4,*9	20mS(typical)							
Rise up time	10ms(typical) at rated input/output							
Hold up time	Not specified							
Functions								
Overcurrent Protection ≥110% of Rated Output Current [A]	Current Limiting with automatic recovery at discontinuous short circuit conditions							
	1.1	0.55	0.44	0.286	0.286	0.286	0.22	0.22
Overvoltage Protection	Not available							
Remote Sense	Not available							
Trimming of output voltage[mV]	Not available							
Input Fuse	Installed							
Environmental								
Operating Temperature (derating)	-20 to 71°C 3.5%/°C (50°C to 71°C) (out of warranty ≥71°C)							
Operating Humidity	20-90%/RH(non-condensing)							
Storage Temperature	-20 to +85°C							
Storage Humidity	20 to 90%/RH(non-condensing)							
Withstanding Voltage	Primary-Secondary AC500V for 1minute							
Isolation Resistance	Primary-Secondary 50MΩ(minimum) by DC500V insulation tester							
Capacitance(input-output) [pF](typical)	2200							
Vibration	5-10Hz:10mm double amplitude,10-55Hz:2G,20minutes' period for 60minutes each along X,Y,Z axes(non-operating)							
Shock	30G							
Cooling	Convection							
Weight (typical)	open board type:10g							

Dimension Diagram



- ① 1.0DIA PIN Material :BsB 2700 1/2H
Copper Plating 1~3 μ m
Solder Plating 3~8 μ m
 - ② Double-sided PCB FR4t=1.0
 - ③ t=0.5 Insulator V0
- *Tolerance ± 0.5

OCP Curve



OCP Curve/OER05SC05