



(2,00 mm) .0787"

TW-20-03-L-Q-400-085

TW-08-09-F-T-165-100

TW-16-06-T-D-500-100

TW SERIES

THROUGH-HOLE BOARD STACKERS

SPECIFICATIONS

For complete specifications see www.samtec.com?TW-TH

Insulator Material: Black Liquid Crystal Polymer
Terminal Material: Phosphor Bronze

Plating: Sn or Au over 50µ" (1,27 µm) Ni

Current Rating: 5.2 A per pin (1 pin powered per row)

Operating Temp Range: -55°C to +105°C with Tin; -55°C to +125°C with Gold

RoHS Compliant: Yes

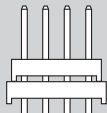
Lead-Free Solderable: Yes

Lead-Free Solderable: Yes

Mates with: CLT, SQT, SQW, ESQT, TLE, SMM, MMS, TCSD

Specify stacker height in (0,13 mm) .005" increments

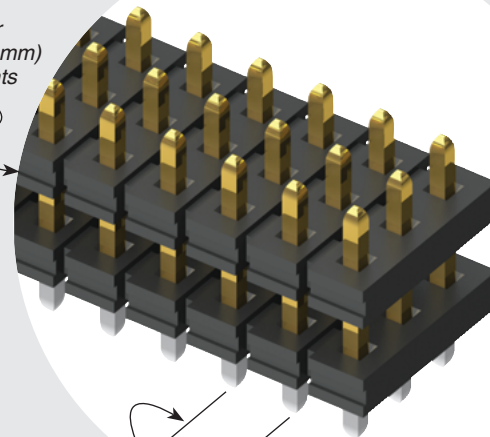
OTHER SOLUTIONS



Paste In Hole (PIH) processing. Contact Samtec ASP Group.

ALSO AVAILABLE (MOQ Required)

- Other platings
- Contact Samtec.



(2,00 mm) .0787 pitch

Choice of one through six rows

RECOGNITIONS

For complete scope of recognitions see www.samtec.com/quality



Note: For added mechanical stability, Samtec recommends mechanical board spacers be used in applications with gold or selective gold plated connectors. Contact ipg@samtec.com for more information.

Note: This Series is non-standard, non-returnable.

Other Solutions

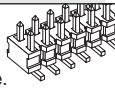
2 mm Shunt

See 2SN Series.



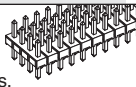
Surface Mount

See previous page.



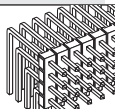
Low Profile

See TMM Series.



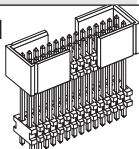
Right Angle

See TMM Series.



Shrouded Double Row

See ZLTMM Series.



TW	NO. PINS PER ROW	LEAD STYLE	PLATING OPTION	ROW OPTION	STACKER HEIGHT	TAIL SPEC
	02 thru 50	Specify LEAD STYLE from chart below.	-F = Gold flash on post, Matte Tin on tail -L = 10µ" (0,25 µm) Gold on post, Matte Tin on tail -T = Matte Tin	-S = Single Row -D = Double Row -T = Triple Row -Q = Four Row -5 = Five Row -6 = Six Row	-"XXX" = Stacker Height in inches (0,13 mm) .005" increments Example: -250 = (6,35 mm) .250"	-"XXX" = Tail Length in inches (0,13 mm) .005" increments Example: -150 = (3,81 mm) .150" -"XXX" = Polarized Position (Specify position to be removed)

LEAD STYLE	OAL
-01	(8,20) .323
-02	(9,60) .377
-03	(13,60) .535
-04	(14,10) .555
-05	(15,10) .594
-06	(17,10) .673
-07	(19,10) .751
-08	(21,10) .830
-09	(11,60) .456
-10	(15,60) .614
-11	(10,08) .397
-12	(28,19) 1.110

ROW OPTION	STACKER HEIGHT
-S, -D*, & -Q	(3,05) .120 MIN
-T, -5, -6	(4,06) .160 MIN

*-D with stacker height greater than (4,06 mm) .160" will not have standoffs.

