

IEC Appliance Inlet C14 with Fuseholder 1-pole

Types 6200, 6205

Types 6200, 6205



1-pole
Type 6202: for protection class II

1-pole



Description

- Panel Mount:
Screw-on version from front or rear side, snap-in version from front side
- 2 Functions:
Appliance Inlet Protection class I, Fuseholder for fuse-links 5 x 20 mm 1-pole
- Solder terminals or quick connect terminals

Approvals

- VDE Certificate Number: 40011091
- UL File Number: E93617
- CSA File Number: 38456

Characteristics

- All single elements are already wired
- Plug removal necessary for fuse-link replacement
The fuseholder is accessible from the equipment front
With spare fuse compartment
- Qualified for use in equipment according IEC/EN 60950

Other versions on request

- Types for rivet mounting available upon request

References

- Alternative: version with line filter [5200](#)
- Alternative: Fuseholder 2-pole [6220](#)

Weblinks

[pdf](#), [General Product Information](#), [Approvals](#), [RoHS](#), [CHINA-RoHS](#), [Mating Connectors](#), [e-Store](#), [SCHURTER-Stock-Check](#), [Distributor-Stock-Check](#), [Accessories](#)

Technical Data

Ratings IEC	10A / 250VAC; 50Hz
Ratings UL/CSA	10A / 250VAC; 60Hz
Dielectric Strength	> 2kVAC between L-N > 2kVAC between L/N-PE (1 min/50Hz)
Allowable Operation Temp.	-25 °C to 70 °C
Degree of Protection	from front side IP 40 acc. to IEC 60529
Protection Class	Suitable for appliances with protection class 1 acc. to IEC 61140
Terminal	Solder terminals or quick connect terminals, tin-plated
Panel Thickness s	Screw: max 6 mm Mounting screw torque max 0.5Nm Snap-in: 1/1.5/2/2.5/3 mm
Material: Housing	Thermoplastic, black, UL 94V-0

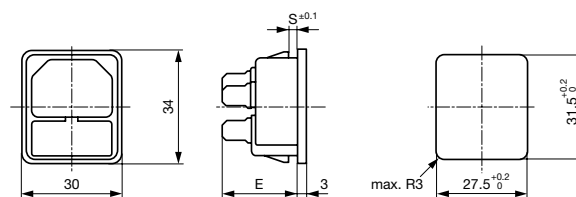
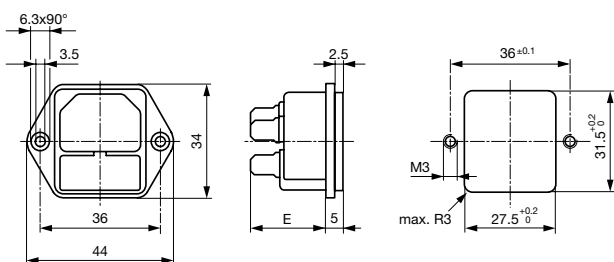
Appliance Inlet	C14 acc. to IEC/EN 60320-1, UL 498, CSA C22.2 no. 42 (for cold conditions) pin-temperature 70 °C, 10A, Protection Class 1
Fuseholder	1-pole, Shocksafe category PC2 acc. to IEC 60127-6, for fuse-links 5 x 20 mm
Rated Power Acceptance @ Ta 23 °C	5 x 20: 2W (1 pole)
Power Acceptance @ Ta > 23°C	Admissible power acceptance at higher ambient temperature see derating curves

Dimensions

Screw-on mounting types 6200/05

44 mm

Snap-in mounting types 6200/05

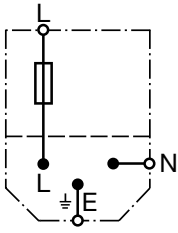


E: Solder terminals 20.5 mm
E: Quick connect terminals 23.5 mm

E: solder terminals 22.5 mm
E: quick-connect terminals 25.5 mm
S: 1.0/1.5/2.0/2.5/3.0 mm

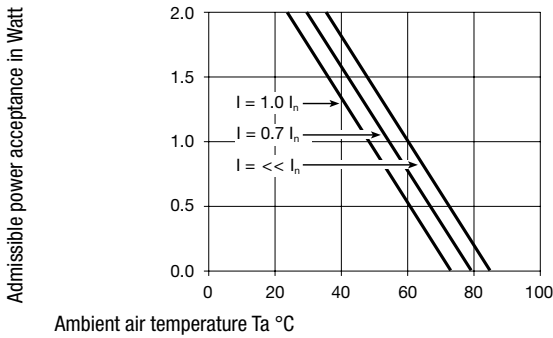
Diagrams

6200/05

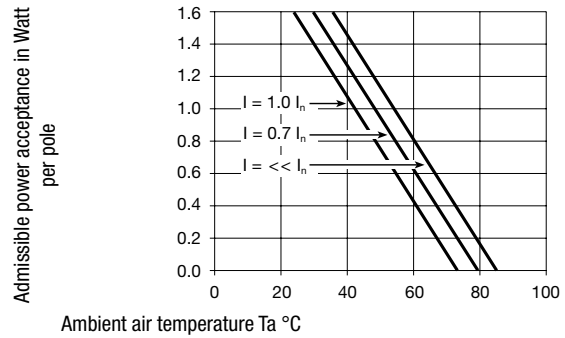


Derating Curves

1-pole



2-pole



Variants


Socket and fuse-carrier included

Protection Class	Panel mounting	Panel Thickness s [mm]	Fuseholder	Terminal	Internally wired	Order Number
1	Screw	-	1-pole	Quick connect terminals 4.8 x 0.8 mm	●	6200.2200
1	Screw	-	1-pole	Quick connect terminals 6.3 x 0.8 mm	●	6200.2300
1	Screw	-	1-pole	Solder terminals 3.8 x 0.8 mm	●	6200.2100
1	Snap-in	1	1-pole	Quick connect terminals 4.8 x 0.8 mm	●	6200.4210
1	Snap-in	1.5	1-pole	Quick connect terminals 4.8 x 0.8 mm	●	6200.4215
1	Snap-in	2	1-pole	Quick connect terminals 4.8 x 0.8 mm	●	6200.4220
1	Snap-in	2.5	1-pole	Quick connect terminals 4.8 x 0.8 mm	●	6200.4225
1	Snap-in	3	1-pole	Quick connect terminals 4.8 x 0.8 mm	●	6200.4230
1	Snap-in	1	1-pole	Quick connect terminals 6.3 x 0.8 mm	●	6200.4310
1	Snap-in	1.5	1-pole	Quick connect terminals 6.3 x 0.8 mm	●	6200.4315
1	Snap-in	2	1-pole	Quick connect terminals 6.3 x 0.8 mm	●	6200.4320
1	Snap-in	2.5	1-pole	Quick connect terminals 6.3 x 0.8 mm	●	6200.4325
1	Snap-in	3	1-pole	Quick connect terminals 6.3 x 0.8 mm	●	6200.4330
1	Snap-in	1	1-pole	Solder terminals 3.8 x 0.8 mm	●	6200.4110
1	Snap-in	1.5	1-pole	Solder terminals 3.8 x 0.8 mm	●	6200.4115
1	Snap-in	2	1-pole	Solder terminals 3.8 x 0.8 mm	●	6200.4120
1	Snap-in	2.5	1-pole	Solder terminals 3.8 x 0.8 mm	●	6200.4125
1	Snap-in	3	1-pole	Solder terminals 3.8 x 0.8 mm	●	6200.4130

Packaging unit 50 Pcs

Accessories

Description



Assorted Covers
Rear Cover

	0859.0047
	4311.9403



Cord retaining kits
Cord retaining strain relief

Flat head, A	4700.0001
Countersunk, B	4700.0002

Mating Outlets/Connectors

Category / Description

Appliance Outlet Overview complete



IEC Appliance Outlet F, Screw-on Mounting, Front Side, Solder Terminal	4787
IEC Appliance Outlet F, Snap-in Mounting, Front Side, Solder or Quick-connect Terminal	4788
IEC Appliance Outlet F or H, Screw-on Mounting, Front Side, Solder, PCB or Quick-connect Terminal	5091
IEC Appliance Outlet F or H, Screw-on Mounting, Front Side, Solder or Quick-connect Terminal	5092

Appliance Outlet further types to 6200

Connector Overview complete



IEC Connector C15, Rewireable, Straight	0101
IEC Connector C15A, Rewireable, Straight	0102
IEC Connector C15A, Rewireable, Straight	0102-G
IEC Connector C15A, Rewireable, Angled	0112
IEC Connector C13, Rewireable, Angled	4012

Connector further types to 6200

Power Cord Overview complete



Power Cord with IEC Connector C13, Angled	0311
Power Cord with IEC Connector C13, Angled	3011
Power Cord with IEC Connector C13, Angled	3012
Power Cord with IEC Connector C13, Angled	3013
Power Cord with IEC Connector C13	3020

Power Cord further types to 6200