

Number of contacts

9–50




Solder buckets

D-Sub - S

Identification	No. of contacts	Part No.		
Performance levels Explanations see page 02.26 Other performance levels on request		Performance level 3	Performance level 2	
Male connector metal shell with dimples		turned contacts	turned contacts	
	9	09 67 009 5604	09 67 009 5615	
	15	09 67 015 5604	09 67 015 5615	
	25	09 67 025 5604	09 67 025 5615	
	37	09 67 037 5604	09 67 037 5615	
	50	09 67 050 5604 ¹⁾	09 67 050 5615	
		stamped contacts	stamped contacts	
	9	09 67 209 5604	09 67 209 5615	
	15	09 67 215 5604	09 67 215 5615	
	25	09 67 225 5604	09 67 225 5615	
	37	09 67 237 5604	09 67 237 5615	
	50	09 67 250 5604 ¹⁾	09 67 250 5615 ¹⁾	
	Female connector metal shell		turned contacts	turned contacts
		9	09 67 009 4704	09 67 009 4715
15		09 67 015 4704	09 67 015 4715	
25		09 67 025 4704	09 67 025 4715	
37		09 67 037 4704	09 67 037 4715	
50		09 67 050 4704 ¹⁾	09 67 050 4715	
		stamped contacts	stamped contacts	
9		09 67 209 4704	09 67 209 4715	
15		09 67 215 4704	09 67 215 4715	
25		09 67 225 4704	09 67 225 4715	
37		09 67 237 4704	09 67 237 4715	
50		09 67 250 4704 ¹⁾	09 67 250 4715 ¹⁾	

¹⁾ Not normally kept in stock

Number of contacts
9-50



Solder buckets

Identification

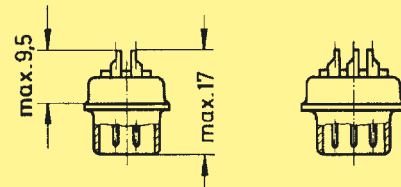
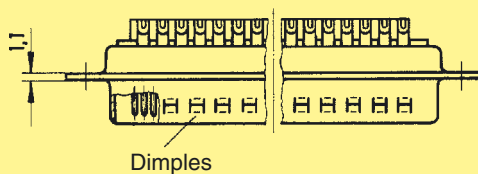
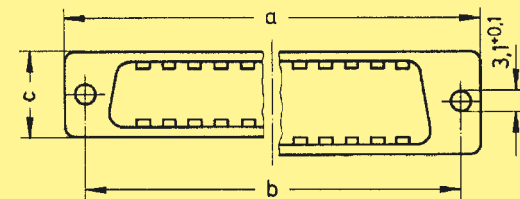
Drawing

Dimensions in mm

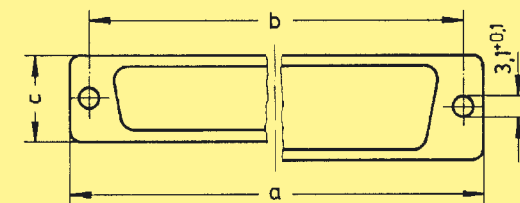
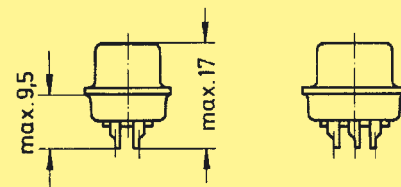
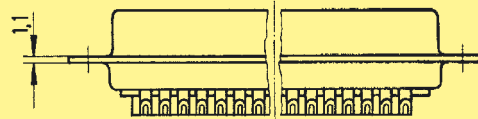
Male connector

9-37

50



Female connector



9-37

50

	a	b _{±0.1}	c
9	30.9	25.0	12.5
15	39.2	33.3	12.5
25	53.1	47.0	12.5
37	69.4	63.5	12.5
50	67.0	61.1	15.4

Panel cut out
for front/rear mount

Values are taken from the
CECC 75 301-802

see page 02.24

D-Sub - S