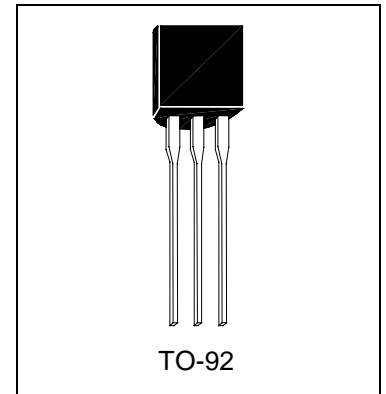




H66T19/32/68 Series

Description

The H66T19/32/68 series is a CMOS LSI designed for use in door bell, telephone and toy applications. It is an on-chip ROM program-med for music performance. Produced by COMS technology, the device results in very low power consumption. Since the H66T19/32-/68 series includes oscillation circuits, a compact melody module can be constructed with only a few additional components.



Feature

- 64-Note ROM memory
- 1.5V to 3V power supply and low power consumption
- Dynamic speaker can be driven with external NPN transistor
- OSC resistor is built-in
- Built-in level hold mode
- Power on reset: melody begins from the first note

Absolute Maximum Ratings

- DC Supply Voltage 1.5 V to +3 V
- Operating Ambient Temperature..... -10 °C to 60 °C
- Storage Temperature..... -55 °C to 125 °C

Pin Configuration

Pin No.	Symbol	Description
1	Ground	Negative Power Supply
2	Vin	Positive Power Supply
3	Vout	Melody Output

Song Titles

Part No.	Title
H66T19AA	For Alice (Play time between 21s to 26s at Vcc=1.5V)
H66T19BA	For Alice (Play time between 18.5s to 22.5s at Vcc=1.5V)
H66T32AA	Coo Coo Waltz (Play time between 16.5s to 20s at Vcc=1.5V)
H66T32BA	Coo Coo Waltz (Play time between 15s to 18.5s at Vcc=1.5V)
H66T68AA	It's A Small World (Play time between 30s to 36s at Vcc=1.5V)
H66T68BA	It's A Small World (Play time between 28s to 34s at Vcc=1.5V)

Note: During time bases on circuit in fig-2 in page 3.



Comment

Stress above those listed as "Absolute Maximum Ratings" may cause permanent damage to the device. These are stress ratings only. Functions of this device at these or any other conditions above those indicated in the operational sections of this specification is not implied. Any exposure to absolute maximum rating conditions for extended periods may affect device reliability.

Electrical Characteristics

(VSS=0V, Ta=25°C, FOSC=65536Hz, unless otherwise specified)

Parameter	Symbol	Min	Typ	Max	Conditions
Operating Voltage	V _{DD}	1.5V	-	3V	
Operating Current	I _D	-	-	20uA	V _{DD} =1.5V, O/P Open
Drive Current	I _{Drive}	-	-	200uA	V _{DD} =1.3V, O/P=0.8V
O/P Sink Current	I _{Sink}	-	-	5uA	V _{DD} =1.3V, O/P=0.5V Open
Frequency Deviation Per Lot	ΔF/F	-12%	-	+33%	V _{DD} =1.5V
Frequency Stability	ΔF/F	10%	-	-	(F _{OSC(1.6V)} -F _{OSC(1.3V)})/F _{OSC(1.3V)}

Functional Description

- **Oscillator Circuit**
 The oscillation frequency is used for tone and beat generators. Its accuracy affects the quality of the music.
- **Tone Generator**
 Tone frequencies are oscillator frequencies-M, where M is any even number from 64 to 256. Within a melody 14 scales can be selected including PAUSE code and END code. The tone generator is a programmed divider. The range of scales is from "C4" to "C6" and that for frequency varies from 258Hz to 23768Hz.
- **Rhythm Generator**
 The rhythm generator is also a programmed divider. It contains 15 available rhythms as follows:

1/4	1/2	3/4	1
1-1/4	1-1/2	1-3/4	2
2-1/4	2-1/2	2-3/4	3
3-1/4	3-1/2	3-3/4	J. Four rhythms can be selected from these.

- **Melody Rom**
 The Mask ROM can memorize 64 notes with 6 bits. 4 bits are used for controlling the scale code and 2 bits are used for controlling the rhythm code.
- **Tempo Generator**
 There are 15 available tempos in the H66T19/32/68 Series. The 15 tempos are: 128, 137, 148, 160, 175, 192, 213, 240, 274, 320, 480, 640, 960, 1920 J / minute.



Application Circuits

Fig-1

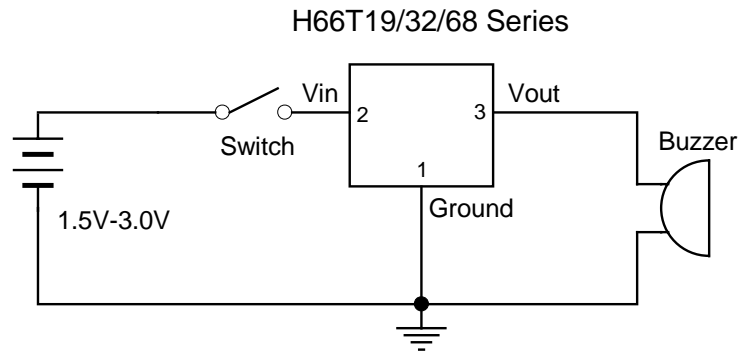


Fig-2

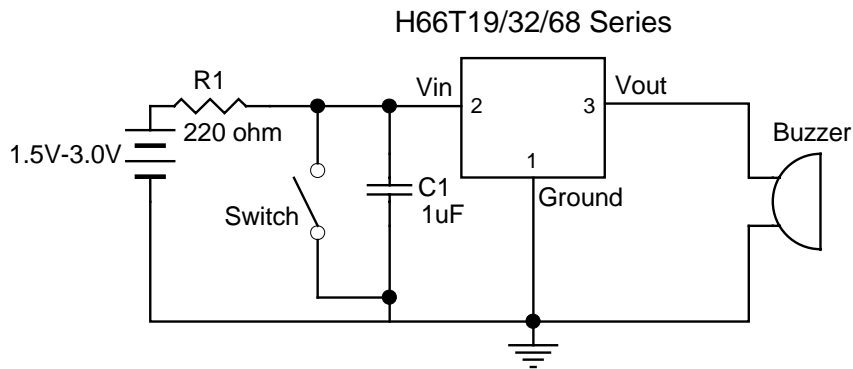


Fig-3

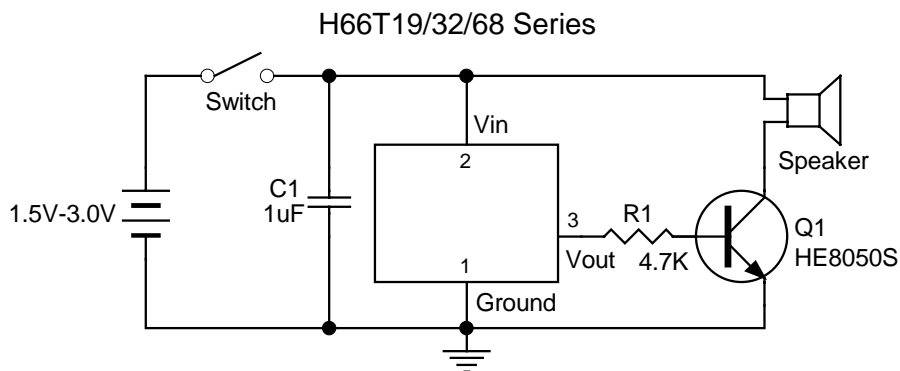
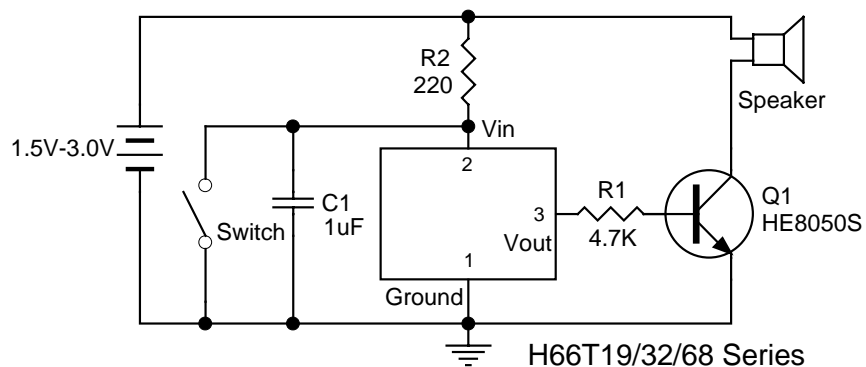
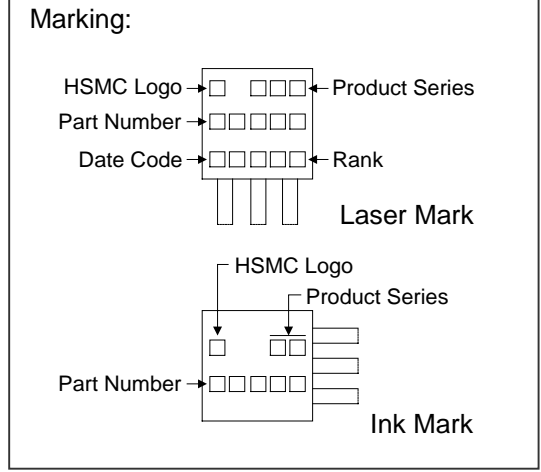
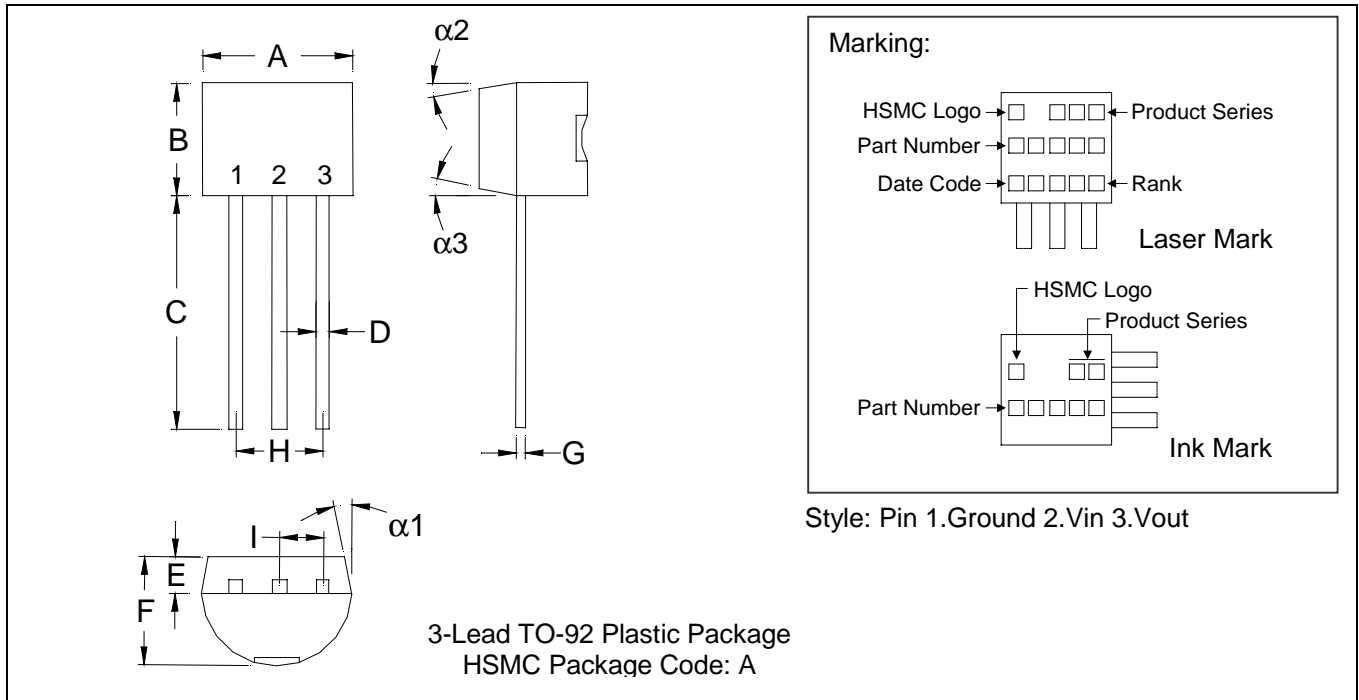


Fig-4





TO-92 Dimension



Style: Pin 1.Ground 2.Vin 3.Vout

*: Typical

DIM	Inches		Millimeters		DIM	Inches		Millimeters	
	Min.	Max.	Min.	Max.		Min.	Max.	Min.	Max.
A	0.1704	0.1902	4.33	4.83	G	0.0142	0.0220	0.36	0.56
B	0.1704	0.1902	4.33	4.83	H	-	*0.1000	-	*2.54
C	0.5000	-	12.70	-	I	-	*0.0500	-	*1.27
D	0.0142	0.0220	0.36	0.56	α1	-	*5°	-	*5°
E	-	*0.0500	-	*1.27	α2	-	*2°	-	*2°
F	0.1323	0.1480	3.36	3.76	α3	-	*2°	-	*2°

Notes: 1.Dimension and tolerance based on our Spec. dated Apr. 25,1996.
 2.Controlling dimension: millimeters.
 3.Maximum lead thickness includes lead finish thickness, and minimum lead thickness is the minimum thickness of base material.
 4.If there is any question with packing specification or packing method, please contact your local HSMC sales office.

Material:

- Lead: 42 Alloy; solder plating
- Mold Compound: Epoxy resin family, flammability solid burning class: UL94V-0

Important Notice:

- All rights are reserved. Reproduction in whole or in part is prohibited without the prior written approval of HSMC.
- HSMC reserves the right to make changes to its products without notice.
- **HSMC semiconductor products are not warranted to be suitable for use in Life-Support Applications, or systems.**
- HSMC assumes no liability for any consequence of customer product design, infringement of patents, or application assistance.

Head Office And Factory:

- **Head Office** (Hi-Sincerity Microelectronics Corp.): 10F.,No. 61, Sec. 2, Chung-Shan N. Rd. Taipei Taiwan R.O.C.
 Tel: 886-2-25212056 Fax: 886-2-25632712, 25368454
- **Factory 1** : No. 38, Kuang Fu S. Rd., Fu-Kou Hsin-Chu Industrial Park Hsin-Chu Taiwan. R.O.C
 Tel: 886-3-5983621~5 Fax: 886-3-5982931