

## ACT7PT532-4 ACT7PVT532-4

The ACT7PT532-4 and ACT7PVT532-4 family is a range of SMD TXCO/VCTCXO housed in a ceramic package either a grounded metal lid. The grounded lid will assist with EMI reduction and the seam welded construction offers good long term stability. The device is offered in a range of supply voltage options from 2.5V to 3.3V and a frequency stability from +/-3ppm. The output is either sine wave or clipped sine wave. Its small size makes this device suitable for a large range of consumer applications including wireless, set top box, PLL, hand sets, WIFI, and GPS.



### Specification

Parameter	Symbol	Specification				Condition
Frequency Range	$f_0$	23.00 ~ 26.00 MHz				Please specify
Output		Clipped sine or Sine				Please specify
Supply Voltage ( $\pm 0.1V$ )	Vdd	2.5Vdc	2.8Vdc	3.0Vdc	3.3Vdc	Please specify
Supply Current maximum	$I_{op}$	1.5mA				
Supply Current typical	$I_{sp}$	1.3mA				
Output Load	N/C	AC coupled into 10K $\Omega$ /10pF				
Output Level	$V_{OUT}$	0.6V pk-pk min				
Control Voltage	$V_{CNT}$	1.25 $\pm$ 1.25V	1.4 $\pm$ 1.4V	1.5 $\pm$ 1.5V	1.65 $\pm$ 1.65V	ACT7PVT-532-4 only
Pulling minimum	$Df/V_{CNT}$	$\pm 8.75$ ppm	$\pm 9.8$ ppm	$\pm 10.5$ ppm	$\pm 11.55$ ppm	ACT7PVT-532-4 only
Pulling maximum	$Df/V_{CNT}$	$\pm 20$ ppm	$\pm 22.4$ ppm	$\pm 24$ ppm	$\pm 26.4$ ppm	ACT7PVT-532-4 only
Slope		Positive				ACT7PVT-532-4 only
Frequency Stability Vs Topr	$Df/f_0$	$\pm 3.0$ ppm (standard)				others available enquire
Frequency Stability Vs Load		$\pm 0.3$ ppm max				$\pm 10\%$
Frequency Stability Vs Vdd		$\pm 0.3$ ppm max				$\pm 0.1V$
Operating Temperature Range	Topr	-30 ~ +85 $^{\circ}C$				others available enquire
Storage Temperature Range	Tstg	-40 ~ +85 $^{\circ}C$				
Start-up Time	Tosc	50 $\mu$ S max				
Aging	$Df/f_0$	$\pm 1.0$ ppm/year max				
Phase Noise		-130dB/Hz Typical				
Harmonics		-60dBc max				
Frequency Tolerance		$\pm 2.0$ ppm				@ 25 $^{\circ}C$
Frequency Tolerance after 2 x Reflow Processes		$\pm 2.0$ ppm				@ 25 $^{\circ}C$
Re-flow condition		265 $^{\circ}C$ 10sec max total time 500sec max				See diagram page 2

**Lead Free - RoHS comp.**

Pad surface material  
 0.3-0.6 $\mu$ m Au over 2-6 $\mu$ m Ni

Please note that all parameters can not necessarily be specified in the same device.

Customer to specify: VCTCXO or TCXO, Frequency, Output, Vdd, Stability and Temperature

In line with our ongoing policy of product evolution the above specification may be subject to change without notice.

ISO9001:2000 Registered

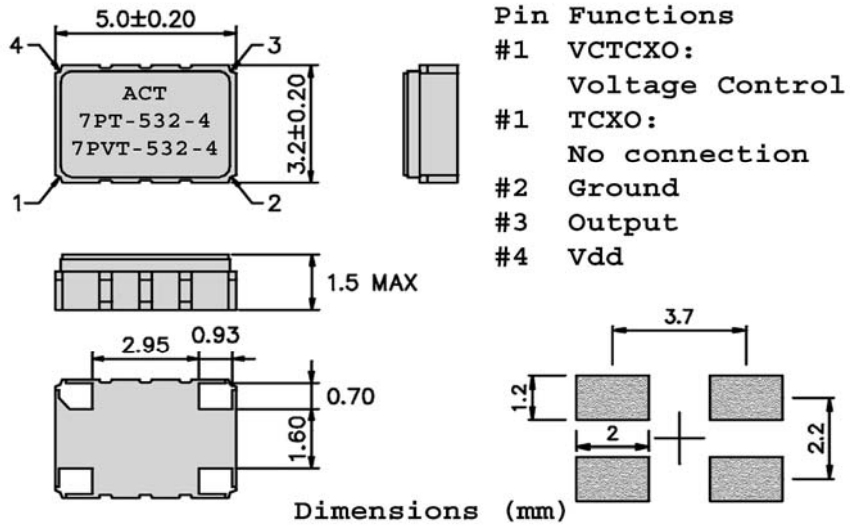
For quotations or further information please contact us at:

3 The Business Centre: Molly Millars Lane, Wokingham, Berkshire, RG41 2EY, UK

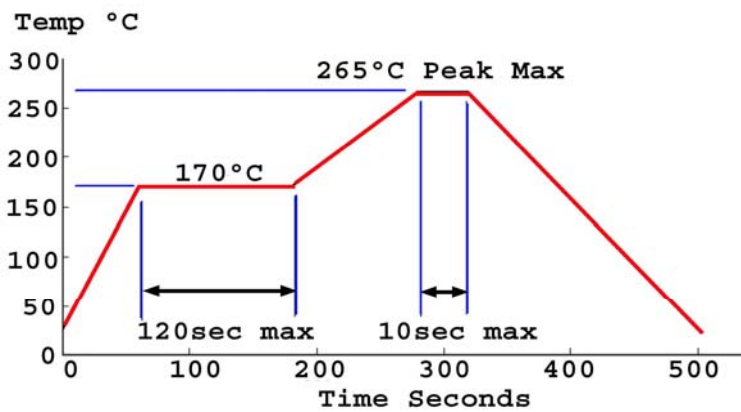
<http://www.actcrystals.com>

Issue 1T6  
 Date 21/09/2005

**ACT7PT532-4 ACT7PVT532-4**



**Reflow Diagram**



In line with our ongoing policy of product evolution the above specification may be subject to change without notice.

**ISO9001:2000 Registered**

For quotations or further information please contact us at:

3 The Business Centre: Molly Millars Lane, Wokingham, Berkshire, RG41 2EY, UK

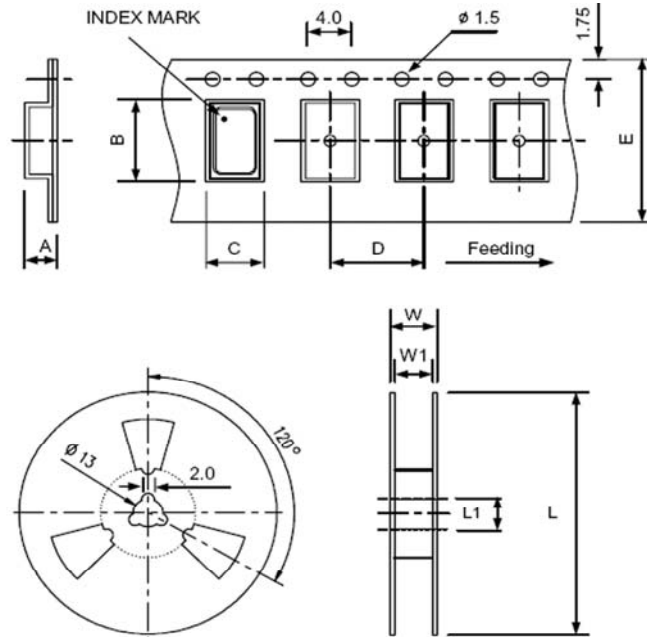
<http://www.actcrystals.com>

Issue 1T6

Date 21/09/2005

**ACT7PT532-4 ACT7PVT532-4**

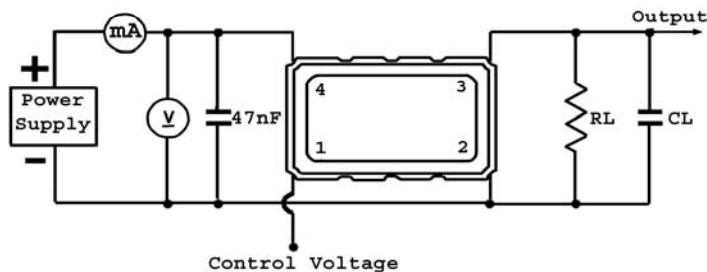
**Tape and Reel Information**



DIMENSIONS	A	B	C	D	E	L	L1	W	W1	pcs / reel (UNIT : mm)
	1.46	5.5	3.6	8.0	12	180	13	15.4	13	Standard Reel Quantity is 1,000 pcs per reel

- REMARK :
- 230 mm (9.05) minimum leader which consist of carrier and/or tape followed by a minimum of 160 mm (6.3) of empty carrier tape sealed with cover tape.
  - 160 mm (6.3) minimum trailer of empty carrier tape sealed with cover tape.

**Test Circuit**



In line with our ongoing policy of product evolution the above specification may be subject to change without notice.

**ISO9001:200 Registered**

For quotations or further information please contact us at:  
3 The Business Centre: Molly Millars Lane, Wokingham, Berkshire, RG41 2EY, UK  
<http://www.actcrystals.com>

Issue 1T6  
Date 21/09/2005