




# CFM40M SERIES

## 40W MEDICAL AND ITE OPEN FRAME AC-DC MODULES



### Features

- \* Universal Input Range 90~264VAC
- \* Medical and ITE Safeties
- \* Efficiency to 88% Typical
- \* Continuous Short Circuit Protection
- \* Meets EN55011 and EN55022 Class B
- \* No load Power Consumption < 0.3W
- \* 2" x 3" Size
- \* Meets 2MOPP



MODEL	OUTPUT VOLTAGE	OUTPUT CURRENT	RIPPLE & NOISE NOTE 2	VOLTAGE ACCURACY NOTE 1	LINE REGULATION NOTE 3	LOAD REGULATION NOTE 4	% EFF (Typ.) NOTE 5
CFM40M033	3.3V	6A	50mV	±1%	±0.5%	±1%	76%
CFM40M050	5V	6A	1%	±1%	±0.5%	±1%	80%
CFM40M090	9V	4.45A	1%	±1%	±0.5%	±1%	84%
CFM40M120	12V	3.34A	1%	±1%	±0.5%	±1%	86%
CFM40M150	15V	2.67A	1%	±1%	±0.5%	±1%	87%
CFM40M240	24V	1.67A	1%	±1%	±0.5%	±1%	88%
CFM40M300	30V	1.33A	1%	±1%	±0.5%	±1%	88%
CFM40M360	36V	1.11A	1%	±1%	±0.5%	±1%	88%
CFM40M480	48V	0.834A	1%	±1%	±0.5%	±1%	88%

Notes: Specifications are subject to change without notice.

## Specifications

### INPUT SPECIFICATIONS:

Voltage ..... 90~264Vac  
 Frequency ..... 47 to 63Hz  
 Inrush Current ..... Cold start @25°C 60A max. @240Vac  
 Input Current ..... 100Vac/1A max., 240Vac/0.55A max.  
 Leakage Current ..... 100uA max.

### OUTPUT SPECIFICATIONS:

Holdup Time ..... 10ms typ. @115Vac  
 Short Circuit Protection ..... Hiccup Mode (Auto Recover)  
 Over Voltage Protection ..... TVS Component to Clamp  
 Temperature Coefficient ..... ±0.05%/°C

### GENERAL SPECIFICATIONS:

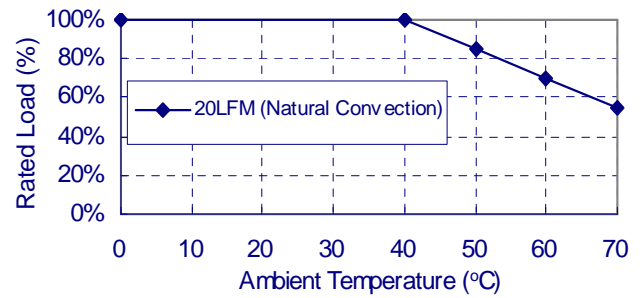
Isolation ..... Input to output=5,656VDC  
 Operating Temperature ..... 0°C ~ 70°C (see Derating Curve)  
 Storage Temperature ..... -20°C ~ 85°C  
 Humidity ..... 93% RH max. Non condensing  
 Cooling ..... Natural Convection  
 Switching Frequency ..... 65KHz Typical  
 MTBF ..... MIL-HDBK-217F, GB, 25°C/115VAC ..... 200K hrs min.  
 Altitude ..... 3000m  
 Dimensions ..... 3.00x2.00x0.91 Inches(76.2\*50.8\*23.1mm)  
 Weight ..... 90g

### SAFETY AND EMC:

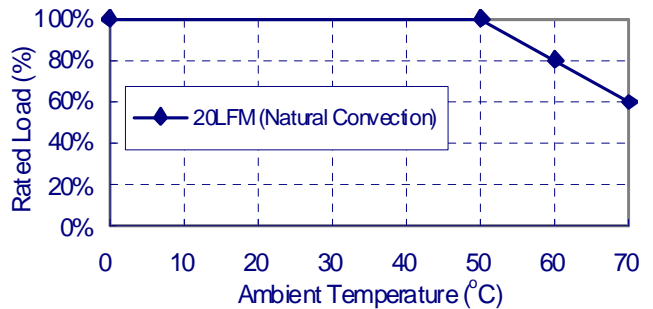
Emission and Immunity ..... EN55011, EN55022 Class B, EN55022  
 FCC CFR 47 Part 15,18  
 EN61204-3, EN61000-6-1, EN610006-3  
 EN60601-1-2, EN61000-3-2, EN61000-3-3  
 Safety ..... IEC60601-1:2005, EN60601-1:2006  
 UL ANSI/AAMI ES60601-1:2005, IEC60950-1, EN60950-1, UL60950-1

## CFM40M Series Derating Curve

CFM40M050



CFM40M033 · 090 · 120 · 150 · 240 · 300 · 360 · 480

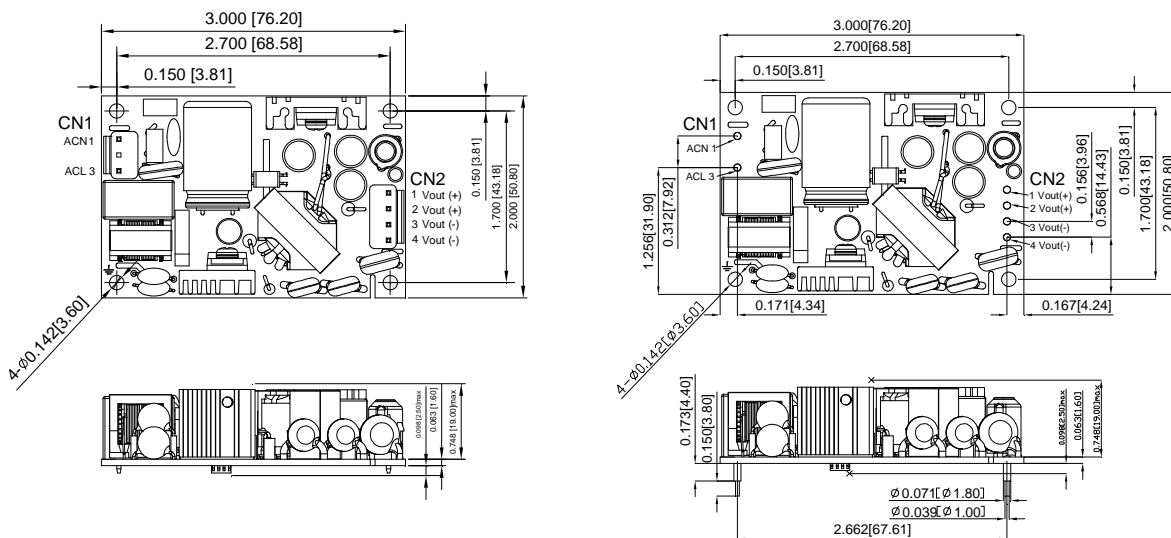


### NOTE:

1. Voltage accuracy is set at full load.
2. Add a 0.1uF ceramic capacitor and a 10uF E.L. capacitor to output for Ripple & Noise measuring @20MHz BW.
3. Line regulation is measured from 100Vac to 240Vac with full load.
4. Load regulation is measured from 10% to 100% full load.
5. Typical efficiency at 230VAC and full load 25°C.
6. Standard input and output connectors (CN1 and CN2) wafer with TAIWAN KING PIN TERMINAL PVHI series and mate with JST housing VHR series or equivalent.

## CFM40M Series

All Dimensions are in inches(mm)  
 Tolerance:Inches:X.XXX±0.02  
 Millimeters:X.XX±0.5



Typical at 25°C, nominal line and 75% load, unless otherwise Specified

# Mouser Electronics

Authorized Distributor

Click to View Pricing, Inventory, Delivery & Lifecycle Information:

[Cincon:](#)

[CFM40M033](#) [CFM40M050](#) [CFM40M090](#) [CFM40M120](#) [CFM40M150](#) [CFM40M240](#) [CFM40M300](#) [CFM40M360](#)  
[CFM40M480](#)