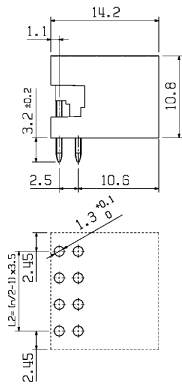



Minimate Range- S2L/B2L 3.5



Pin headers S2L-SMT 3.5/90G new



Technical Data		VDE	UL	CSA
Rated voltage	V	100*	50	50
Rated current	A	8,3	5	5

*Overvoltage category III / Pollution severity 3
Additional technical data see page 210

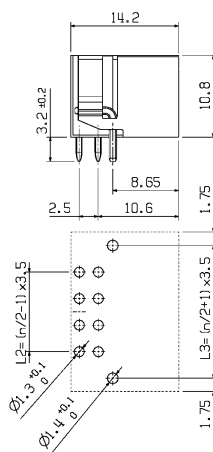

Solder pin length **3.2 mm**

Colour				
Poles	Type	Cat. No.	Qty.	
6	S2L-SMT 3.5/6/90G	1794210000	50	
8	S2L-SMT 3.5/8/90G	1794220000	50	
10	S2L-SMT 3.5/10/90G	1794230000	50	
12	S2L-SMT 3.5/12/90G	1794240000	50	
14	S2L-SMT 3.5/14/90G	1794250000	50	
16	S2L-SMT 3.5/16/90G	1794260000	50	
18	S2L-SMT 3.5/18/90G	1794270000	20	
20	S2L-SMT 3.5/20/90G	1794280000	20	
22	S2L-SMT 3.5/22/90G	1794290000	20	
24	S2L-SMT 3.5/24/90G	1794300000	20	
26	S2L-SMT 3.5/26/90G	1794310000	20	
28	S2L-SMT 3.5/28/90G	1794320000	20	
30	S2L-SMT 3.5/30/90G	1794330000	20	
32	S2L-SMT 3.5/32/90G	1794340000	20	
34	S2L-SMT 3.5/34/90G	1794350000	20	
36	S2L-SMT 3.5/36/90G	1794360000	20	

For detailed product and application information for SMT see chapter "Other Applications" page 180-188.

Accessories	Page
Fixing	-
Marking	196
Coding	199
Miscellaneous	204

Pin headers S2L 3.5-SMT/90LF new



Technical Data		VDE	UL	CSA
Rated voltage	V	100*	50	50
Rated current	A	8,3	5	5

*Overvoltage category III / Pollution severity 3
Additional technical data see page 210

Solder pin length **3.2 mm**

Colour				
Poles	Type	Cat. No.	Qty.	
6	S2L-SMT 3.5/6/90LF	1794860000	50	
8	S2L-SMT 3.5/8/90LF	1794870000	50	
10	S2L-SMT 3.5/10/90LF	1794880000	50	
12	S2L-SMT 3.5/12/90LF	1794890000	50	
14	S2L-SMT 3.5/14/90LF	1794900000	50	
16	S2L-SMT 3.5/16/90LF	1794910000	50	
18	S2L-SMT 3.5/18/90LF	1794920000	20	
20	S2L-SMT 3.5/20/90LF	1794930000	20	
22	S2L-SMT 3.5/22/90LF	1794940000	20	
24	S2L-SMT 3.5/24/90LF	1794950000	20	
26	S2L-SMT 3.5/26/90LF	1794960000	20	
28	S2L-SMT 3.5/28/90LF	1794970000	20	
30	S2L-SMT 3.5/30/90LF	1794980000	20	
32	S2L-SMT 3.5/32/90LF	1794990000	20	
34	S2L-SMT 3.5/34/90LF	1795000000	20	
36	S2L-SMT 3.5/36/90LF	1795010000	20	

For detailed product and application information for SMT see chapter "Other Applications" page 180-188.

Accessories	Page
Fixing	integrated in product
Marking	196
Coding	199
Miscellaneous	204

Tape-on-Reel Packaging new



Technical Data	
Rated voltage	V
Rated current	A

Additional technical data see page 210

Product variant **...90G Standard** **...90LF Solder flange**

Poles	Type	Cat. No.	Cat. No.	Qty.
6	S2L-SMT 3.5/6/90...	1807470000	1807560000	200
8	S2L-SMT 3.5/8/90...	1807480000	1807570000	200
10	S2L-SMT 3.5/10/90...	1807490000	1807580000	200
12	S2L-SMT 3.5/12/90...	1807500000	1807590000	200
14	S2L-SMT 3.5/14/90...	1807510000	1807600000	200
16	S2L-SMT 3.5/16/90...	1807520000	1807610000	200
18	S2L-SMT 3.5/18/90...	1807530000	1807620000	200
20	S2L-SMT 3.5/20/90...	1807540000	1807630000	200
22	S2L-SMT 3.5/22/90...	1807550000	-	200
24	S2L-SMT 3.5/24/90...	1802190000	-	200

For detailed product and application information for SMT see chapter "Other Applications" page 180-188.

Accessories	Page
Fixing	integrated in product
Marking	196
Coding	199
Miscellaneous	204