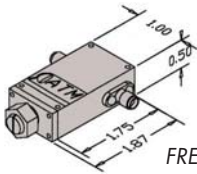


CONTINUOUSLY VARIABLE ATTENUATORS

06 SERIES VARIABLE ATTENUATORS



FREQUENCY FLAT MODELS

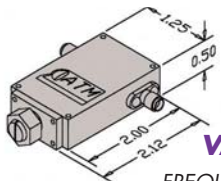
Freq (GHz)	Atten Range (dB)	Flatness (+/- db)	Model No.
2.0-4.0	10	1.5	AF064-10
3.6-6.5	10	0.8	AF065C-10
3.6-4.3	20	0.5	AF06C1-20
5.8-6.5	20	0.5	AF06C2-20
5.85-14.5	20	0.5/B	AF06CK-20
4.0-8.0	10	2.0	AF065-10
7.2-8.4	20	1.0	AF065X-20
8.0-12.4	10	1.0	AF066-10
10.7-12.7	20	0.8	AF066X-20
10.7-14.5	20	1.5	AF066K-20
13.0-14.5	30	0.5	AF067K-30
12.4-18.0	10	1.0	AF067-10
17.0-18.6	20	1.0	AF067J-20
8.0-18.0	20	1.8	AF066H-20
14.0-26.0	20	1.0	AF068-20

LEVEL ADJUST MODELS

2.0-4.2	10	N/A	AV064-10
3.7-4.2	20	N/A	AV065-20
7.9-12.7	30	N/A	AV066-30
11.7-18.0	30	N/A	AV067-30
14.0-26.5	20	N/A	AV068-20
26.5-40	20	N/A	AV069-20

MULTIBAND MODELS

2.0-8.0	10	N/A	AV064F-10
4.0-12.4	20	N/A	AV065G-20
4.0-18.0	10	N/A	AV065H-10
6.0-18.0	30	N/A	AV066H-30



07 SERIES VARIABLE ATTENUATORS

FREQUENCY FLAT MODELS

Freq (GHz)	Atten Range (dB)	Flatness (+/- db)	Model No.
2.0-4.0	10	1.5	AF074-10
3.6-6.5	20	0.8	AF075C-20
3.6-4.3	20	0.5	AF07C1-20
5.8-6.5	20	0.5	AF07C2-20
5.85-14.5	20	0.5/B	AF07CK-20
4.0-8.0	10	2.0	AF075-10
7.2-8.4	20	1.0	AF075X-20
7.9-8.4	20	0.5	AF076X2-20
8.0-12.4	10	1.0	AF076-10
10.7-12.7	20	0.8	AF076X-20
10.7-14.5	20	1.5	AF076K-20
12.4-18.0	10	1.0	AF077-10
17.0-18.6	20	1.0	AF077J-20
8.0-18.0	20	1.5	AF076H-20

LEVEL ADJUST MODELS

1.0-2.0	10	N/A	AV073-10
1.5-2.0	15	N/A	AV073-15
2.0-4.0	20	N/A	AV074-20
2.0-8.0	20	N/A	AV074F-20
3.6-4.3	30	N/A	AV07C1-30
4.0-8.0	30	N/A	AV075-30
4.0-12.4	30	N/A	AV075G-30
8.0-12.4	40	N/A	AV076-40
8.0-18.0	40	N/A	AV076H-40

Attenuator Drive Options



Motor Drive



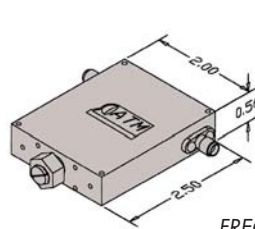
Knob Control



Turns Counting Dial



Direct Reading (calibrated in dB)



08 SERIES FREQUENCY FLAT MODELS



Freq (GHz)	Atten Range (dB)	Flatness (+/- db)	Model No.
0.7-0.8	10	0.75	AF082L2-10
0.8-1.0	15	1.5	AF082L1-15
0.8-1.0	20	1.5	AF082L1-20
0.95-1.45	15	1.7	AF083L1-15
1.5-2.0	20	1.5	AF083L2-20
2.0-4.0	20	1.5	AF084-20
2.8-6.5	20	1.5	AF084F-20
3.4-4.2	20	1.0	AF085C3-20
3.6-6.5	30	1.2	AF085C-30
3.6-4.3	30	0.7	AF085C1-30
5.8-6.5	30	0.7	AF085C2-30
4.0-8.0	20	1.0	AF085-20
7.2-8.4	30	0.7	AF085X-30
8.0-12.4	20	1.0	AF086-20
10.7-12.7	30	1.0	AF086X-30
10.7-14.5	30	1.5	AF086K-30
12.4-18.0	20	1.0	AF087-20

LEVEL ADJUST MODELS

0.7-1.0	10	N/A	AV082-10
0.8-1.6	15	N/A	AV083L-15
0.9-1.75	15	N/A	AV083-15B
1.0-2.0	20	N/A	AV083-20
2.0-4.2	20	N/A	AV084-20
4.0-8.0	30	N/A	AV085-30
7.9-12.7	30	N/A	AV086-30
11.7-18.0	30	N/A	AV087-30

MULTIBAND MODELS

0.9-8.0	20	N/A	AV083F-20
1.0-4.0	20	N/A	AV083E-20
1.0-8.0	30	N/A	AV083F-30
2.0-18.0	10	N/A	AV084H-10
4.0-18.0	20	N/A	AV085H-20
6.0-18.0	60	N/A	AV086H-60

GENERAL SPECIFICATIONS FOR ALL UNITS

- RF CONN: SMA female
- INS LOSS: 0.5dB max
- VSWR: 1.5 max
- RF POWER*: 5 W avg, 3 Kw peak
- ATTEN RGE: Many other models to 60dB

*Higher Power Models Available - Contact Factory

ATTENUATOR DRIVE OPTIONS

Our Standard is a Screw Driver Shaft with a Lock Nut
The Part Number begins with AVO or AFO

For a Knob Control Option change the AVO
or the AFO in the P/N to AV9 or AF9

Example: AF064-10 = AF964-10

For a Turns Counting Dial Option use AV8 or AF8

For a Direct Reading Tape Drive Option use
AF7 for Full Frequency Range Calibration or
AV7 for Single Frequency Calibration

(Specify Spot Frequency with Order)

For 28 Volt Motor Drive add -28 to the Model Number