



Front Panel Adapters with Pre-Wired Cable

**GE Fanuc
Series 90-30
Digital Output
16 Channel**



**GE Fanuc
Series 90-30
Digital Output
16 Channel**



Technical Data


		3 wire 2 wire 120 VAC	2 wire 24 VDC	2 wire Fused 24 VDC	2 wire 24 VDC	2 wire 24-120 VAC/DC	
Type	IC693MDL	340	740, 742	740, 742	741	940	
Part number	Cable Length	0.5 m	915816	998065	919745	919752	998075
		1.0 m	915817	998068	919746	919753	998078
		1.5 m	915818	998067	919747	919754	998077
		2.0 m	915822	998068	919751	919758	998078
Rated voltage		See Above		See Above			
Rated current per signal line		3.0 A per circuit / 12.0 per cable		3.0 A per circuit / 12.0 per cable			
Cable connection		(1) 1 x 20 pin IDC		(1) 1 x 20 pin IDC			
Operating temperature		-20°C...+50°C		-20°C...+50°C			
Storage temperature		-20°C...+60°C		-20°C...+60°C			
Approvals							

Connection Wiring


Connection Wiring

	IDC Conn	Wire Color	3 wire 2 wire 120 VAC	2 wire 24 VDC		IDC Conn	Wire Color	2 wire Fused 24 VDC	2 wire 24 VDC	2 wire 24-120 VAC/DC
	01	Blk	9	1		01	Blk	1	10	1
	02	Brn	19	11		02	Brn	11	20	6
	03	Red	1	2		03	Red	2	2	2
	04	Org	2	3		04	Org	3	3	3
	05	Yel	3	4		05	Yel	4	4	4
	06	Grn	4	5		06	Grn	5	5	5
	07	Blu	5	6		07	Blu	6	6	7
	08	Violet	6	7		08	Violet	7	7	6
	09	Gray	7	8		09	Gray	8	8	9
	10	White	8	9		10	White	9	9	10
	11	Wht/Blk	11	12		11	Wht/Blk	12	12	12
	12	Wht/Brn	12	13		12	Wht/Brn	13	13	13
	13	Wht/Red	13	14		13	Wht/Red	14	14	14
	14	Wht/Org	14	15		14	Wht/Org	15	15	15
	15	Wht/Yel	15	16		15	Wht/Yel	16	16	17
	16	Wht/Grn	16	17		16	Wht/Grn	17	17	18
	17	Wht/Blu	17	18		17	Wht/Blu	18	18	19
	18	Wht/Violet	18	19		18	Wht/Violet	19	19	20
	19	Wht/Gray	N/C	10		19	Wht/Gray	10	1	11
	20	Wht/Blk/Brn	N/C	20		20	Wht/Blk/Brn	20	11	16

**GE Fanuc
Series 90-30
Digital Input
32 Channel**



**GE Fanuc
Series 90-30
Digital Output
32 Channel**



2 wire 24 VDC	2 wire 24 VDC	2 wire 24 VDC
654, 655	752	753
996725	998148	996729
996726	998149	996730
996727	998150	996731
996728	998151	996732
24 VDC	24 VDC	
3.0 A per circuit / 12.0 per cable	3.0 A per circuit / 12.0 per cable	
(1) 1 x 24 pin Fijitsu	(1) 1 x 24 pin Fijitsu	
-20°C...+50°C	-20°C...+50°C	
-20°C...+60°C	-20°C...+60°C	
RU RU	RU RU	

Connection Wiring

Connection Wiring

IDC Conn	Wire Color	2 wire 24 VDC	IDC Conn	Wire Color	2 wire 24 VDC	2 wire 24 VDC
01	Blk	A5	01	Blk	A5	A6
02	Brn	B8	02	Brn	B8	B7
03	Red	A1	03	Red	A1	A1
04	Org	B1	04	Org	B1	B1
05	Yel	A2	05	Yel	A2	A2
06	Grn	B2	06	Grn	B2	B2
07	Blu	A3	07	Blu	A3	A3
08	Violet	B3	08	Violet	B3	B3
09	Gray	A4	09	Gray	A4	A4
10	White	B4	10	White	B4	B4
11	Wht/Blk	B12	11	Wht/Blk	B12	B12
12	Wht/Brn	A12	12	Wht/Brn	A12	A12
13	Wht/Red	B11	13	Wht/Red	B11	B11
14	Wht/Org	A11	14	Wht/Org	A11	A11
15	Wht/Yel	B10	15	Wht/Yel	B10	B10
16	Wht/Grn	A10	16	Wht/Grn	A10	A10
17	Wht/Blu	B9	17	Wht/Blu	B9	B9
18	Wht/Violet	A9	18	Wht/Violet	A9	A9
19	Wht/Gray	N/C	19	Wht/Gray	A6	A5
20	Wht/Blk/Brn	N/C	20	Wht/Blk/Brn	B7	B8

PLC INTERFACE PRODUCTS
FRONT PANEL ADAPTERS