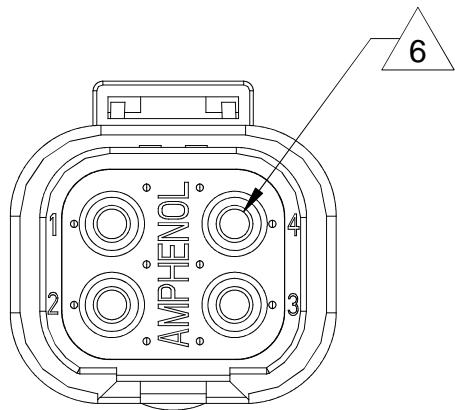
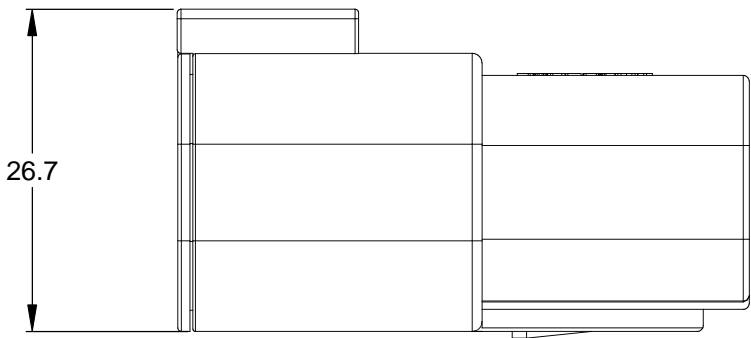
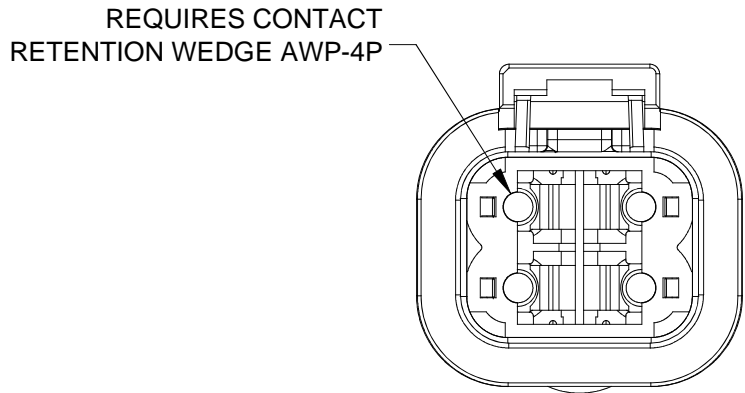
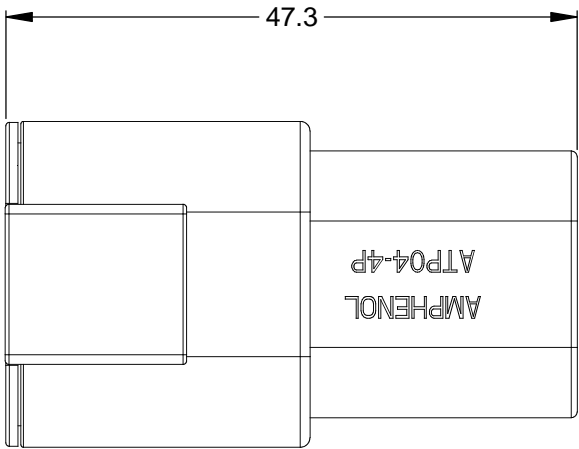


REVISIONS					
REV	ECO	DESCRIPTION	DATE	BY	APPR
A3	-	RELEASE NEW DWG FORMAT	10/18/13	DRP	-

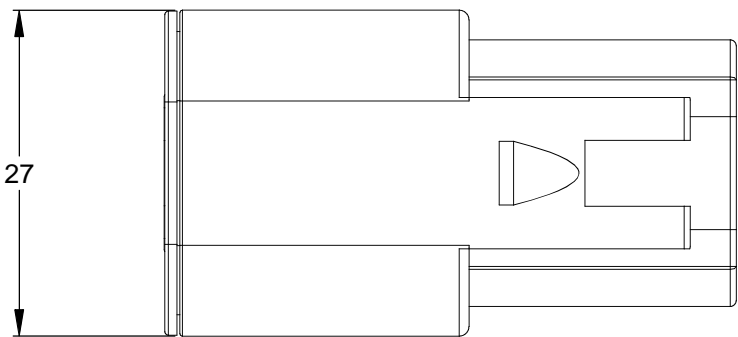


NOTES: UNLESS OTHERWISE SPECIFIED

- MATERIAL:  
HOUSING: THERMOPLASTIC  
SEAL: SILICONE RUBBER
- MODIFICATIONS: N/A
- SPECIFICATIONS:  
3.1 CURRENT RATING: 25 AMPS  
3.2 OPERATING TEMPERATURE: -55°C TO +125°C  
3.3 DIELECTRIC WITHSTANDING VOLTAGE: LESS THAN 2 MILLIAMPS CURRENT LEAKAGE @ 1500 VOLTS AC.  
3.4 INSULATION RESISTANCE: 1000 MEGOHMS MIN @ 25°C.  
3.5 MOISTURE RESISTANCE: IP67 ( MATED CONDITION )  
3.6 MATING CYCLE DURABILITY: 100 CYCLES  
3.7 RoHS COMPLIANT
- MATING PART: ATP06-4S\* PLUG.  
( \* = MODIFICATIONS AND COLORS )
- ALL DIMENSIONS ARE FOR REFERENCE USE ONLY.

6 CONTACT SIZE AND REAR SEAL WIRE RANGE:

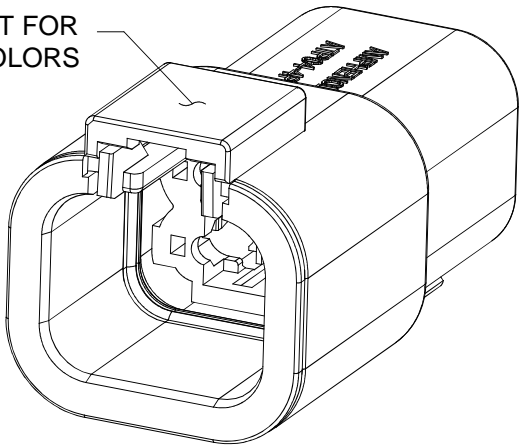
CONTACT SIZE	MIN. INSUL O.D.	MAX. INSUL O.D.	TYPICAL WIRE RANGE
12	3.40 mm (.134 in)	4.95 mm (.195 in)	10 - 14 AWG



PART NUMBER CHART	
COLOR	PART NUMBER
GREY	ATP04-4P
BLACK	ATP04-4P-BLK

STANDARD MOLDED COLOR IS GREY. ADDITIONAL COLOR ( BLACK ) IS AVAILABLE VIA SPECIAL ORDER.

REFER TO PART NUMBER CHART FOR AVAILABLE CONNECTOR COLORS



	SEE PART NUMBER CHART			
PART NUMBER		DESCRIPTION		ITEM
QUANTITY	MATERIALS LIST			
<div>UNLESS OTHERWISE SPECIFIED</div> <div>1) All dimensions are in metric(mm). 2) Tolerances are as follows: 1 PL DEC ±0.30 2 PL DEC ±0.15 3 PL DEC ±0.08</div> <div>3) Note reference = <div><div>x</div></div></div>		<div>SIGNATURES</div> <div>DRAWN: D.PARKS</div> <div>CHECKED:</div> <div>ENGINEER:</div> <div>APPROVAL:</div> <div>CUSTOMER:</div> <div>THIS DRAWING IS SUPPLIED FOR INFORMATION ONLY. DESIGN FEATURES, SPECIFICATIONS AND PERFORMANCE DATA SHOWN HEREON ARE THE PROPERTY OF THE AMPHENOL CORPORATION. NO RIGHTS OF REPRODUCTION ARE IMPLIED. ALL DIMENSIONS ARE SUBJECT TO NORMAL MANUFACTURING VARIATIONS.</div>	<div>DATE</div> <div>10/18/13</div>	<div>SINE Systems Corporation</div> <div>A Subsidiary of Amphenol Corporation 44724 Morley Drive Clinton Township, MI 48036</div> <div>RECEPTACLE, 4 PIN, ATP SERIES</div>
<div>MATERIAL SPECIFICATIONS:</div>		<div>SIZE</div> <div>B</div> <div>FSCM NO.</div> <div>—</div> <div>DWG NO.</div> <div>C- ATP04-4P-XXX</div> <div>REVISION</div> <div>A3</div>		
<div>PROCESS SPECIFICATIONS:</div>		<div>SCALE:</div> <div>NONE</div>		
<div>NEXT ASSY:</div>		<div>SHEET</div> <div>1</div> <div>OF</div> <div>1</div>		

# Mouser Electronics

Authorized Distributor

Click to View Pricing, Inventory, Delivery & Lifecycle Information:

[Amphenol:](#)

[ATP04-4P-BLK](#)