

8500 Rocker Switches - Miniature 10A 250Vac Single & Double Pole



- ▶ Miniature rocker switch
- ▶ Ratings up to 15A, 250Vac
- ▶ High inrush tolerance
- ▶ Single & double pole in same body size
- ▶ Illuminated & non-illuminated
- ▶ Matching indicators
- ▶ Industry standard panel cut-out
- ▶ Rotary and push button actuator options
- ▶ Panel cut out: 19.3 x 12.9



10(6)A 250Vac T125 (non lit types)
6(4)A 250Vac T125 5E4 (50,000 Operations) (non lit types)
10(6)A 250Vac T100 (lit types)



UL CSA 15A Non Ind 250Vac, 14A Ind 250Vac, 10A 277Vac
UL CSA 250Vac 1/2hp, 125Vac 1/4hp
UL 105°C, (non lit) file E45221, CSA file LR10990

In house test

Inrush 85A to EN61058-1 & 10A 24Vdc



RoHS compliant

3mm contact gap.
 Technical data on pages 4 & 5 (switches), 6 (indicators).

NON-LIT		LIT		'X' ROCKER COLOR R,G,W,B 2 125V NEON 3 250V NEON 7 12V INCANDESCENT
B BLACK	B BLACK	A AMBER		
R RED	R RED	C CLEAR		
W WHITE	W WHITE	G GREEN		
		R RED		

H 8553 V B B R 2 551W

ORDER FORMAT

TERMINAL CODE FUNCTION CODE ROCKER CODE BODY CODE BODY COLOR ROCKER COLOR LAMP VOLTAGE OR "ON LIGHT" LEGEND & OPTIONS

TERMINAL	FUNCTION	ROCKER
H 4.8 x 0.8	Approvals & ratings vary with function ON OFF Switches are ON when pressed over terminal 1	H Slotted for custom caps Slots for snap-in buttons
K 2.8 x 0.8	8500 ON - OFF Single pole (Uses terminals 1a & 2a)	R Semi-rotary (not lit)
L 2.8 x 0.8 Right angle version of K terminal available on 8500 only	8503 ON (lit) - OFF Single pole	D Paddle lever (not lit)
R 4.8 x 0.8	8550 ON - OFF Double pole	V Curved (not lit)
T 4.8 x 0.8 Solder	8553 ON (lit) - OFF Double pole	V Curved (lit)
	8580 Available with H terminals only Indicator 	X Two colour (not lit)
		A Softline lens
		P Push button operation (8500 only) See drawing opposite



H8500VB ---
T8500VB ---



H8550VB ---
T8550VB ---



H8550HB ---
T8550HB ---



H8550XB ---
T8550XB ---



H8550RB Semi-rotary
A splash proofing option



H8500PO ---
Pushbutton option



H8553VB ---
T8553VB ---

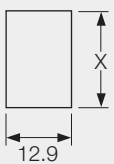


H8580AB ---

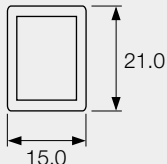
BODY

B
Standard body with terminal barrier

Panel cut-out

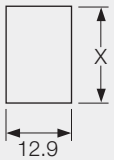


Bezel

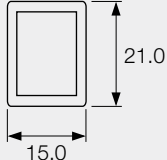


BC
Body without terminal barrier

Panel cut-out



Bezel



Dimensions for snap-in fixing

Panel thickness	Dim X
0.75-1.25	19.1/19.2
1.25-2.00	19.3/19.4
2.00-3.00	19.7/19.8

Cut-outs must be punched in the direction of insertion

OPTIONS

Finish

Matt finish only

Color

Call factory for custom colors
A full range is available for large orders

Legend printing

Select from the examples or call the factory for custom legends

Lamp voltage

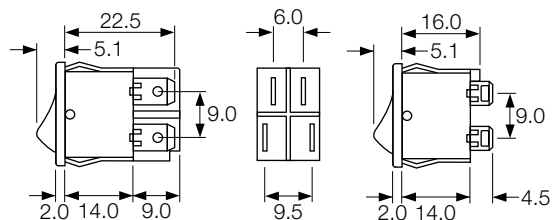
Call factory for details of other available voltages

Protective cover L167

(designed to IP65)
Snaps on to bodies with V or X style rockers and A lens but reduces panel thickness by 0.8mm

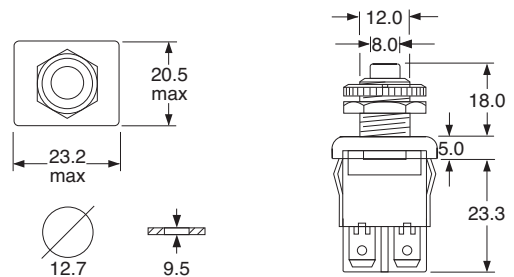


DIMENSIONS (mm)



"B" body with barrier for H, T and K terminals

"BC" body w/o barrier primarily for L or R terminals (can be used for all terminals)



'PO' Actuator and body - push button function (8500 only)

Examples of our range of legend printing

() is legend color B-Black, W-White, R-Red



551(W)



080(W)