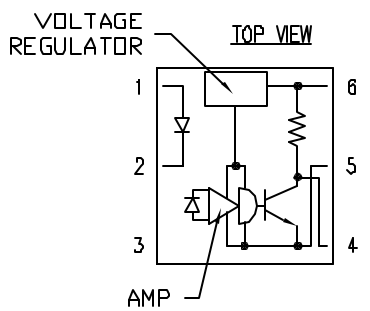
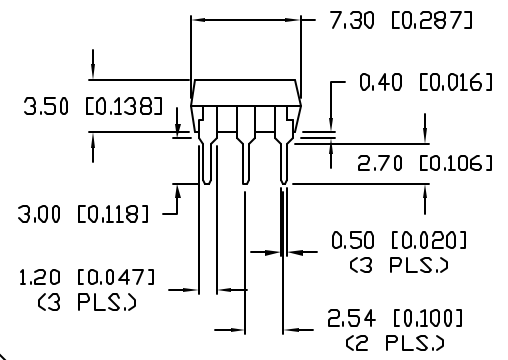
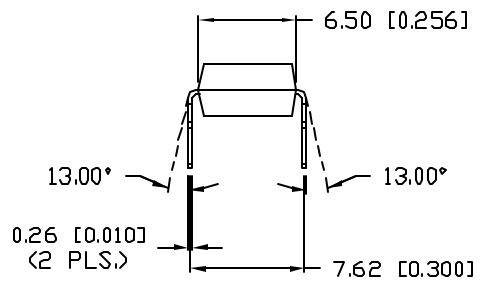
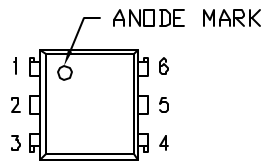


UNCONTROLLED DOCUMENT

PART NUMBER
OCP-PCP116

REV.
C



- NOTES:
1. ANODE
 2. CATHODE
 3. NO CONNECT
 4. COLLECTOR
 5. EMITTER
 6. VOLTAGE REGULATOR, V_{CC}
 7. RESISTOR IS 15K OHMS.

ELECTRO-OPTICAL CHARACTERISTICS (T_a=25°C)

PARAMETER	SYMBOL	CONDITIONS	MIN	TYP	MAX	UNITS
I FORWARD VOLTAGE	V _F	I _F =20mA	-	1.2	1.4	V
PEAK FORWARD VOLTAGE	V _{FM}	I _{FM} =0.5A	-	-	3.5	V
REVERSE CURRENT	I _R	V _R =4V	-	-	10	μA
TERMINAL CAPACITANCE	C _t	V=0, f=1kHz	-	30	-	pF
O OPERATING SUPPLY VOLTAGE	V _{CC}		4.5	-	17	V
LOW LEVEL OUTPUT VOLTAGE	V _{OL}	I _{OL} =16mA, V _{CC} =5V, I _F =0	-	0.15	0.4	V
HIGH LEVEL OUTPUT VOLTAGE	V _{OH}	V _{CC} =5V, I _F =1mA	3.5	-	-	V
LOW LEVEL SUPPLY CURRENT	I _{CCL}	V _{CC} =5V, I _F =0	-	1.7	3.8	mA
HIGH LEVEL SUPPLY CURRENT	I _{CCH}	V _{CC} =5V, I _F =1mA	-	0.7	2.2	mA
T 'HIGH->LOW' THRESHOLD INPUT CURRENT	I _{FHL}	V _{CC} =5V, R _L =280 ohms	0.1	0.4	-	mA
'LOW->HIGH' THRESHOLD INPUT CURRENT	I _{FLH}	V _{CC} =5V, R _L =280 ohms	-	0.5	1.0	mA
HYSTERESIS	I _{FHL} / I _{FLH}	V _{CC} =5V, R _L =280 ohms	-	0.7	-	-
R ISO ISOLATION RESISTANCE	R _{ISO}	DC500OV	5x10 ¹⁰	10 ¹¹	-	ohm
'HIGH->LOW' PROPAGATION DELAY TIME	t _{PHL}	V _{CC} =5V, I _F =1mA, R _L =280 ohm	-	5	15	μS
'LOW->HIGH' PROPAGATION DELAY TIME	t _{PLH}	V _{CC} =5V, I _F =1mA, R _L =280 ohm	-	3	9	μS
FALL TIME	t _f	V _{CC} =5V, I _F =1mA, R _L =280 ohm	-	0.05	0.5	μS
RISE TIME	t _r	V _{CC} =5V, I _F =1mA, R _L =280 ohm	-	0.1	0.5	μS

I=INPUT, O=OUTPUT, T=TRANSFER CHARACTERISTICS, R=RESPONSE TIME.

*UNLESS OTHERWISE SPECIFIED TOLERANCES PER DECIMAL PRECISION ARE: X=±1 (±0.039), XX=±0.5 (±0.020), XXX=±0.25 (±0.010), XXXX=±0.127 (±0.005). LEAD SIZE=±0.05 (±0.002), LEAD LENGTH=±0.75 (±0.030), MIN.=+DECIMAL PRECISION -0.00, MAX.=+0.00 -DECIMAL PRECISION

ABSOLUTE MAXIMUM RATINGS (T_a=25°C)

PARAMETER	SYMBOL	MAX	UNITS
I FORWARD CURRENT	I _F	50	mA
PEAK FORWARD CURRENT	I _{FM}	1	A
REVERSE VOLTAGE	V _R	6	V
POWER DISSIPATION	P _D	70	mW
O SUPPLY VOLTAGE	V _{CC}	-0.5 TO 17	V
OUTPUT CURRENT	I _O	50	mA
POWER DISSIPATION	P _O	150	mW
TOTAL POWER DISSIPATION	P _{TOT}	170	mW
ISOLATION VOLTAGE 1 MIN.	V _{ISO}	5000	V _{RMS}
OPERATING TEMP.	T _{opr}	-25 TO +85	°C
STORAGE TEMP.	T _{stg}	-40 TO +125	°C
SOLDERING TEMP.	T _{sol}	+260	°C
2.0mm FROM BODY		10 SEC. MAX	

I=INPUT, O=OUTPUT.

UNCONTROLLED DOCUMENT

REV. C	PART NUMBER OCP-PCP116
-----------	---------------------------

CONFIDENTIAL INFORMATION
THE INFORMATION CONTAINED IN THIS DOCUMENT IS THE PROPERTY OF LUMEX INC. EXCEPT AS SPECIFICALLY AUTHORIZED IN WRITING BY LUMEX INC., THE HOLDER OF THIS DOCUMENT SHALL KEEP ALL INFORMATION CONTAINED HEREIN CONFIDENTIAL AND SHALL PROTECT SAME IN WHOLE OR IN PART FROM DISCLOSURE AND DISSEMINATION TO ALL THIRD PARTIES.



290 E. HELEN ROAD
PALATINE, IL 60067-6976
PHONE: +1.847.359.2790
US WEB: www.lumex.com
TW WEB: www.lumex.com.tw

SIX PIN DIP SINGLE CHANNEL PHOTO IC PHOTOCOUPLER.

RELIABILITY NOTE
OUR MANY YEARS OF EXPERIENCE DATA ACCUMULATION INDICATE THAT SOLDER HEAT IS A MAJOR CAUSE OF EARLY AND FUTURE FAILURE. PLEASE PAY ATTENTION TO YOUR SOLDERING PROCESS.

DRAWN BY: JJC	CHECKED BY:	APPROVED BY:	DATE: 9.29.99
			PAGE: 1 OF 1
			SCALE: N/A