

# PART NUMBER STRUCTURE

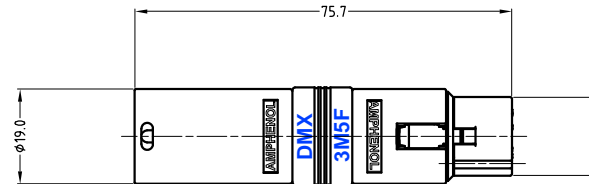
**AC3M5FW**

W: WIRED ( ALWAYS )

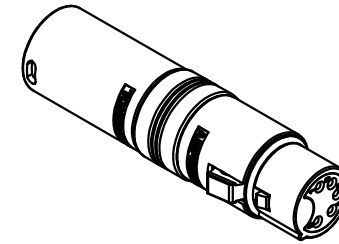
SECOND END:  
SAME AS FIRST END

FIRST END OF ASSEMBLY:  
-DIGIT INDICATES NUMBER OF  
CONTACTS. CONVENTION IS LOWER  
NUMBER FIRST.  
- CHARACTER INDICATES CONTACT  
GENDER  
F: SOCKET CONTACT  
M: PIN CONTACT

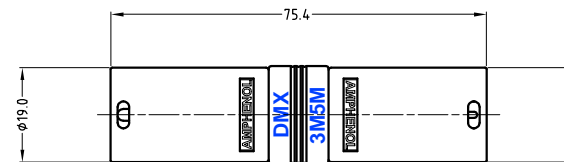
COMMON SERIES DESIGNATION



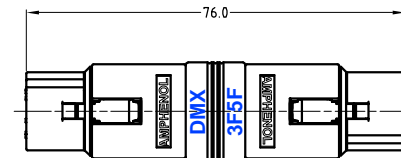
TYPICAL MALE- FEMALE  
ASSEMBLY



ISOMETRIC VIEW



TYPICAL MALE- MALE  
ASSEMBLY



TYPICAL FEMALE- FEMALE  
ASSEMBLY

UNLESS OTHERWISE SPECIFIED TOLERANCE TO BE		THIS DOCUMENT IS THE PROPERTY OF AMPHENOL AUSTRALIA PTY. LTD.. NO PART THEREOF MAY BE REPRODUCED AND USED WITHOUT THE PRIOR WRITTEN CONSENT OF THE OWNER		0	FIRST ISSUE	T.N	31/03/06	----
LINEAR	ANGULAR			REV.	CHANGE DETAILS	BY	DATE	CHG/No
X ± 0.5 X.X ± 0.1 X.XX ± 0.05	X° ± 1° X°X' ± 30' X°X'X" ± 15'	CAD FILE: 55010341000110	DRN: T.N	DATE: 27/03/06	TITLE: <b>AUDIO ADAPTOR ASSEMBLY CUSTOMER DWG</b>	<b>Amphenol</b> <small>Amphenol Australia Pty Ltd, 2 Fiveways Blvd, Keysborough, Vic3173</small> DRAWING NO. 55010341-000-1 SHEET 2 OF 2		
BREAK ALL SHARP EDGES AND REMOVE ALL BURRS		MATL:	CKD: P.M	DATE: 31/03/06				
DO NOT SCALE		FINISH:	APP'D: P.M	DATE: 31/03/06				
DIMENSIONS IN MILLIMETRES		THIRD ANGLE PROJECTION		SCALE: 1:1				

# Mouser Electronics

Authorized Distributor

Click to View Pricing, Inventory, Delivery & Lifecycle Information:

[Amphenol:](#)

[AC3F5MW](#) [AC3M5FW](#)