



# HJ122

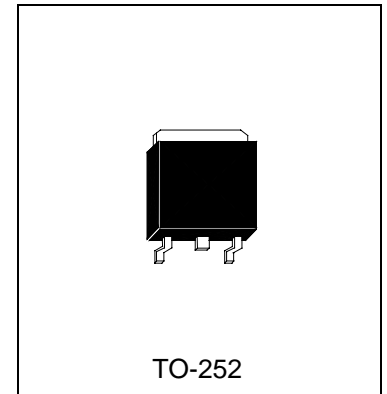
NPN EPITAXIAL PLANAR TRANSISTOR

## Description

The HJ122 is designed for use in general purposes and low speed switching applications.

## Features

- High DC current gain
- Built-in a damper diode at E-C



## Absolute Maximum Ratings (Ta=25°C)

- Maximum Temperatures  
Storage Temperature ..... -55 ~ +150 °C  
Junction Temperature ..... +150 °C
- Maximum Power Dissipation  
Total Power Dissipation (Tc=25°C) ..... 20 W
- Maximum Voltages and Currents (Ta=25°C)  
BVCBO Collector to Base Voltage ..... 100 V  
BVCEO Collector to Emitter Voltage ..... 100 V  
BVEBO Emitter to Base Voltage ..... 5 V  
IC Collector Current ..... 5 A

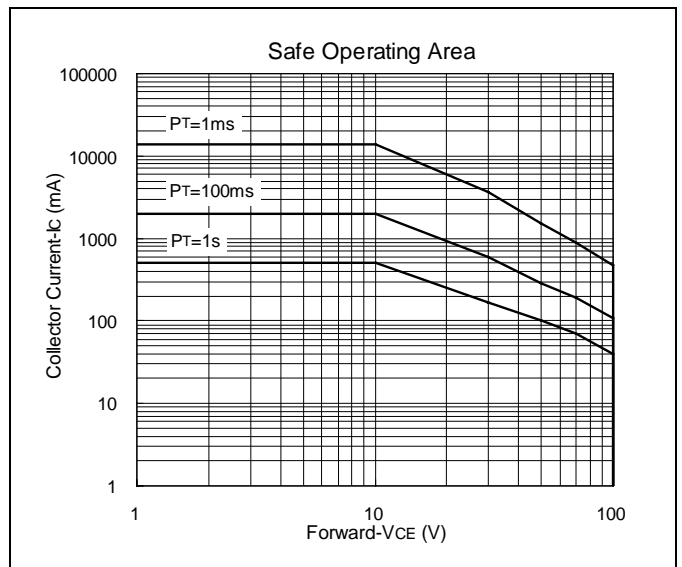
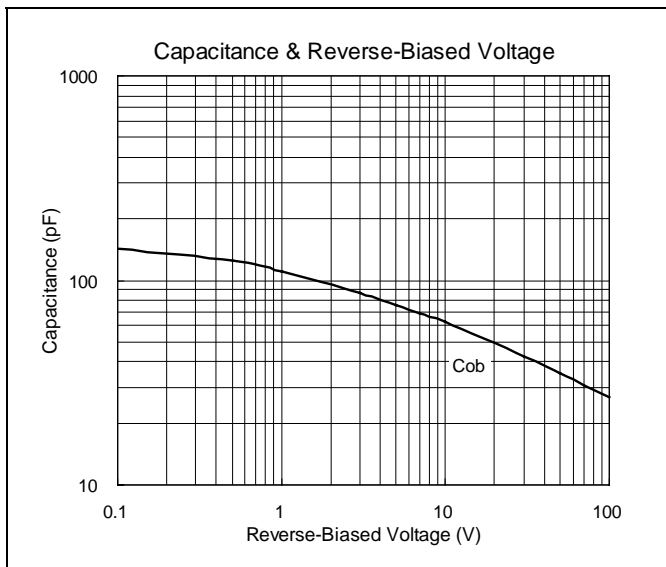
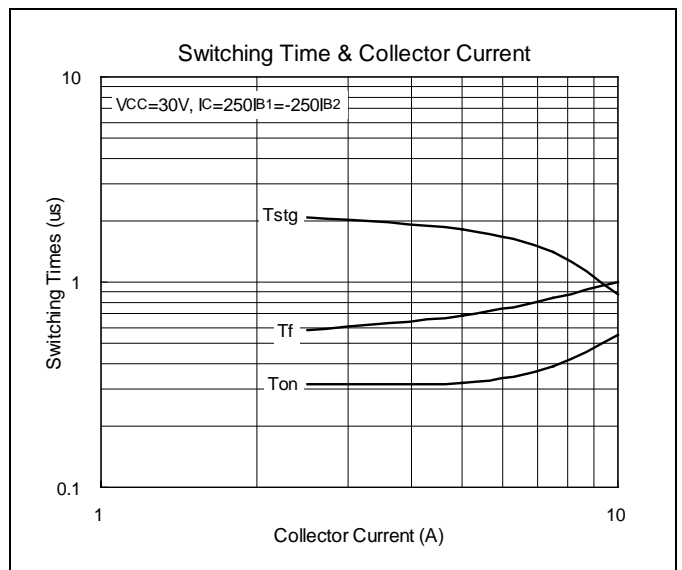
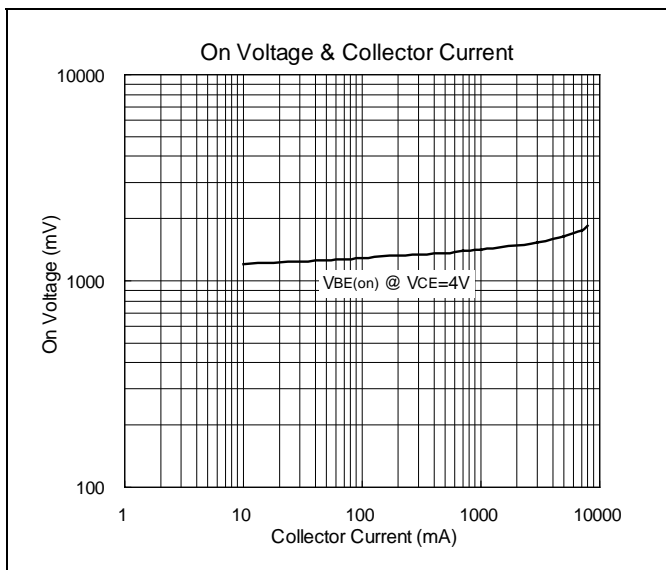
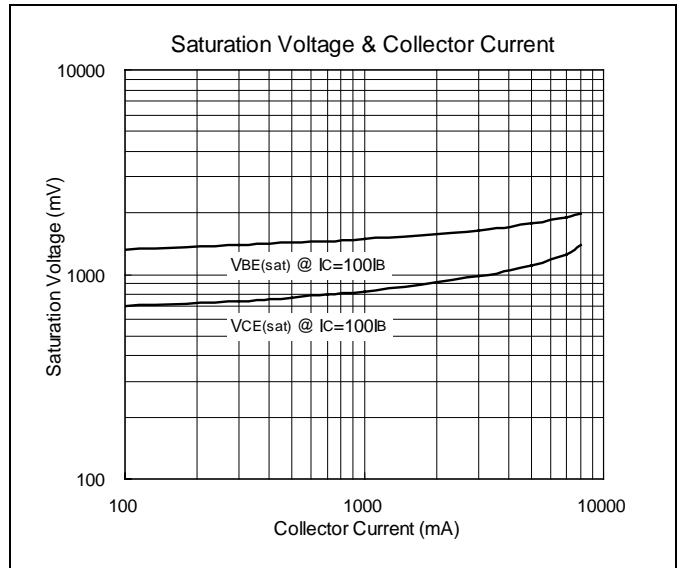
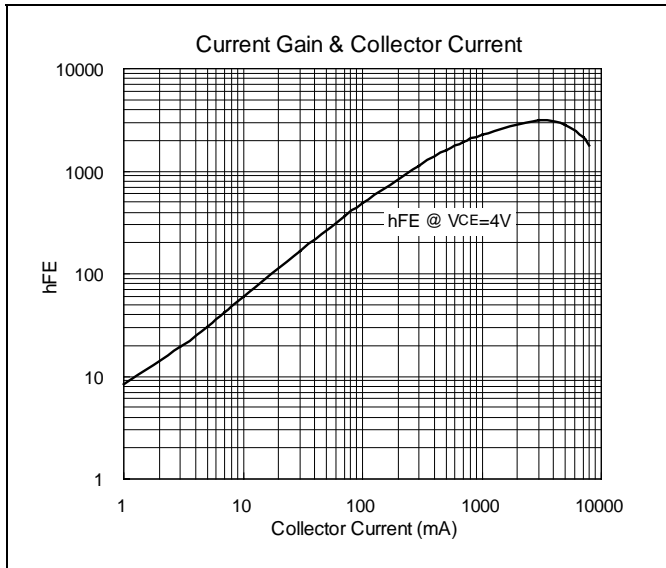
## Characteristics (Ta=25°C)

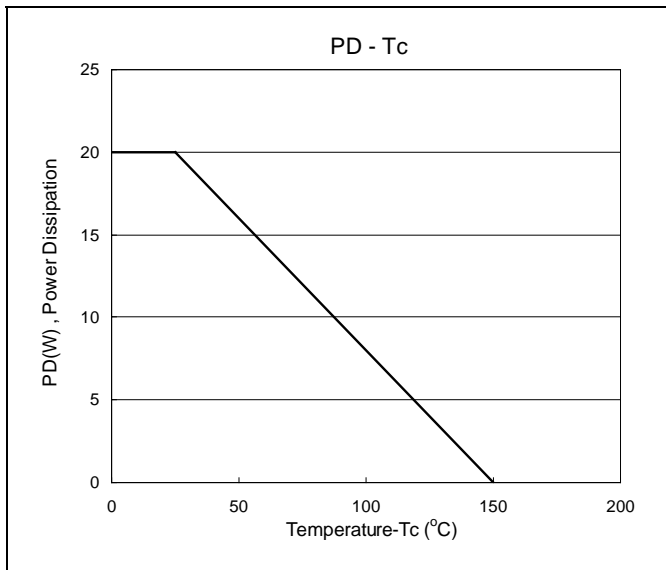
Symbol	Min.	Typ.	Max.	Unit	Test Conditions
BVCBO	100	-	-	V	IC=1mA
BVCEO	100	-	-	V	IC=30mA
BVEBO	5	-	-	V	IE=1mA
ICBO	-	-	10	uA	VCB=100V
ICEO	-	-	10	uA	VCE=50V
IEBO	-	-	2	mA	VEB=5V
*VCE(sat)1	-	-	2	V	IC=4A, IB=16mA
*VCE(sat)2	-	-	4	V	IC=8A, IB=80mA
*VBE(sat)	-	-	4.5	V	IC=8A, IB=80mA
*VBE(on)	-	-	2.8	V	VCE=4V, IC=4A
*hFE1	1	-	12	K	VCE=4V, IC=4A
*hFE2	100	-	-		VCE=4V, IC=8A
Cob	-	-	200	pF	VCB=10V

\*Pulse Test: Pulse Width ≤380us, Duty Cycle≤2%



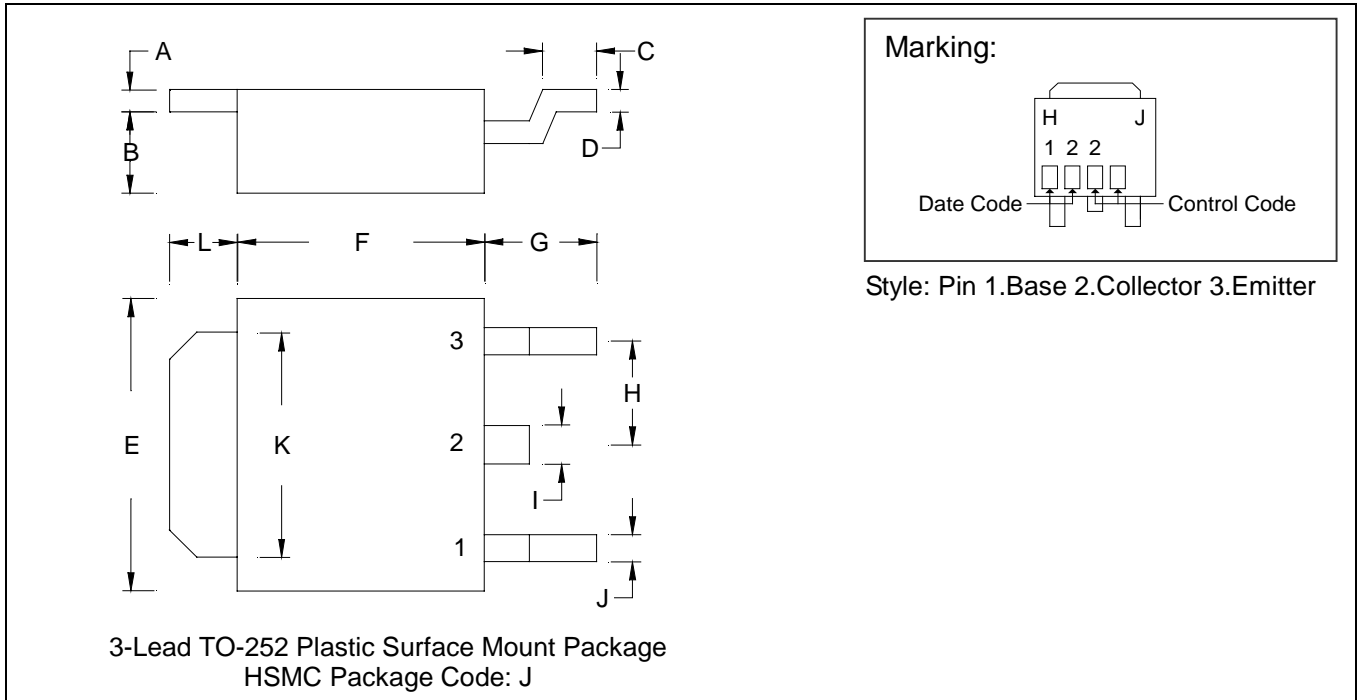
### Characteristics Curve



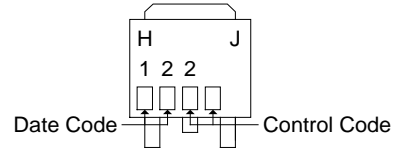




### TO-252 Dimension



Marking:



Style: Pin 1.Base 2.Collector 3.Emitter

\*: Typical

DIM	Inches		Millimeters		DIM	Inches		Millimeters	
	Min.	Max.	Min.	Max.		Min.	Max.	Min.	Max.
A	0.0177	0.0217	0.45	0.55	G	0.0866	0.1102	2.20	2.80
B	0.0650	0.0768	1.65	1.95	H	-	*0.0906	-	*2.30
C	0.0354	0.0591	0.90	1.50	I	-	0.0354	-	0.90
D	0.0177	0.0236	0.45	0.60	J	-	0.0315	-	0.80
E	0.2520	0.2677	6.40	6.80	K	0.2047	0.2165	5.20	5.50
F	0.2125	0.2283	5.40	5.80	L	0.0551	0.0630	1.40	1.60

- Notes: 1.Dimension and tolerance based on our Spec. dated May. 05,1996.  
 2.Controlling dimension: millimeters.  
 3.Maximum lead thickness includes lead finish thickness, and minimum lead thickness is the minimum thickness of base material.  
 4.If there is any question with packing specification or packing method, please contact your local HSMC sales office.

**Material:**

- Lead: 42 Alloy ; solder plating
- Mold Compound: Epoxy resin family, flammability solid burning class: UL94V-0

**Important Notice:**

- All rights are reserved. Reproduction in whole or in part is prohibited without the prior written approval of HSMC.
- HSMC reserves the right to make changes to its products without notice.
- **HSMC semiconductor products are not warranted to be suitable for use in Life-Support Applications, or systems.**
- HSMC assumes no liability for any consequence of customer product design, infringement of patents, or application assistance.

**Head Office And Factory:**

- **Head Office** (Hi-Sincerity Microelectronics Corp.): 10F.,No. 61, Sec. 2, Chung-Shan N. Rd. Taipei Taiwan R.O.C.  
Tel: 886-2-25212056 Fax: 886-2-25632712, 25368454
- **Factory 1:** No. 38, Kuang Fu S. Rd., Fu-Kou Hsin-Chu Industrial Park Hsin-Chu Taiwan. R.O.C  
Tel: 886-3-5983621~5 Fax: 886-3-5982931