


**RoHS** **Pb** **446/447 Series Fuse**

**Description**

The 446/447 series are circuit-board mountable, flat profile, fast-acting fuses designed for protection of electronic ballasts and power inverter applications. The 446 series is designed with leads for surface mount applications, and the 447 series is designed with leads for through-hole applications.

This series of devices are 100% lead-free and meets the requirements of the RoHS directive.

**Features**

- RoHS compliant and 100% lead-free
- Ideal for use in electronic lighting ballast, power supply and power inverter applications.
- Rated for use in 125, 250, 277 and 350 VAC circuits.
- Based on the proven reliability of the automotive MINI® Fuse; available from 2 through 10 amperes.

**Agency Approvals**

AGENCY	AGENCY FILE NUMBER	AMPERE RANGE
	E71611	2A - 10A
	LR29862	2A - 10A

**Electrical Characteristics for Series**

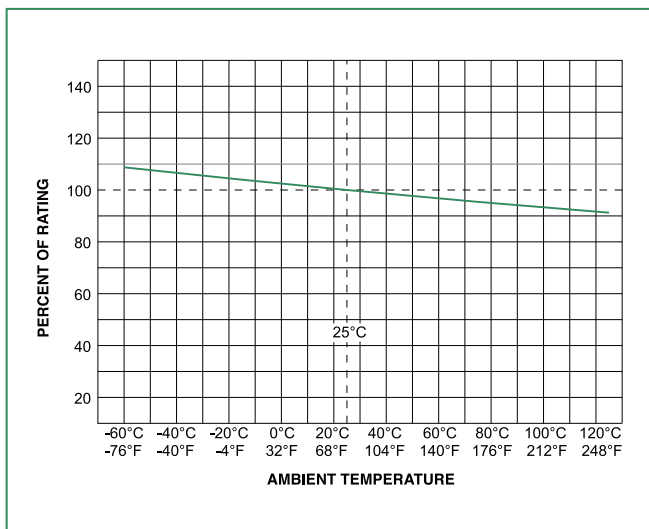
% of Ampere Rating	Opening Time
100%	4 hours, Minimum
200%	0.15 sec. Min.; 5 sec. Max.

**Electrical Specifications by Item**

Ampere Rating (A)	Amp Code	Max Voltage Rating (V)	Interrupting Rating	Nominal Cold Resistance (Ohms)	Nominal Melting I <sup>2</sup> t (A <sup>2</sup> sec)	Agency Approvals	
2.00	002.	350	100 amperes @350 VAC, 50 amperes @125 VDC and 450 amperes @60VDC	0.0560	2.8	x	x
3.00	003.	350		0.0340	9.4	x	x
4.00	004.	350		0.0240	17	x	x
5.00	005.	350		0.0180	25	x	x
7.50	07.5	350		0.0110	68	x	x
10.0	010.	350		0.0073	93	x	x

**446/447 Series**

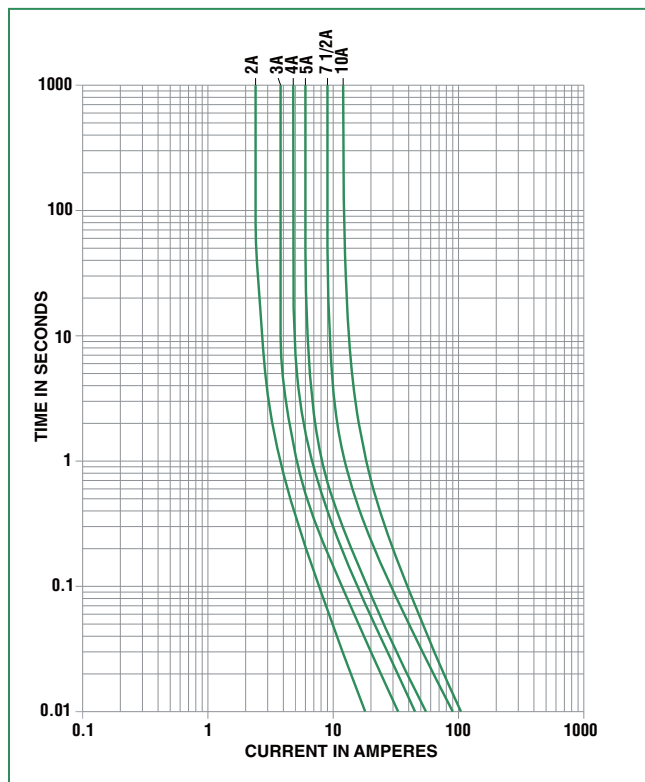
### Temperature Derating Curve



Note:

1. Derating depicted in this curve is in addition to the standard derating of 25% for continuous operation.

### Average Time Current Curves



### Soldering Parameters

#### 446 Series:

Reflow Solder — 235°C, 5 seconds maximum.  
 No-clean process recommended.  
 Wave Solder — Not recommended.  
 Non-plated terminal surfaces may not meet MIL-STD-202, Method 208.

#### 447 Series:

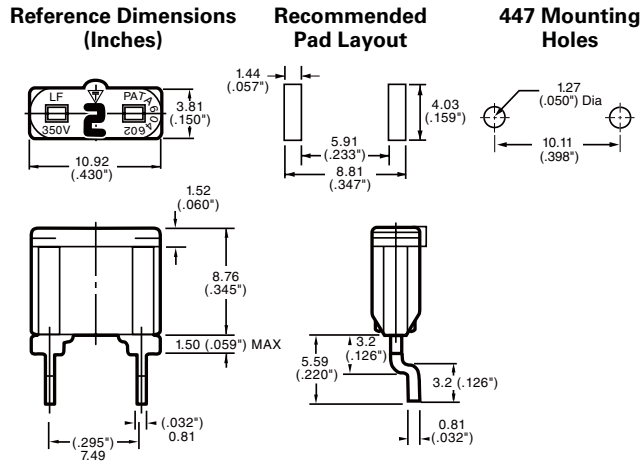
Contact Littelfuse for soldering parameters.  
 Inside terminal face of each lead is non-plated zinc. Non-plated zinc terminal faces may not meet MIL-STD-202, method 208. To ensure that the fuse is acceptable for the application, appropriate application testing should be performed.

### Product Characteristics

<b>Materials</b>	Body: Plastic Body – Terminations: Tin-load (95/5) plated Zn, Ni barrier
<b>Cleaning</b>	No-cleaning process recommended

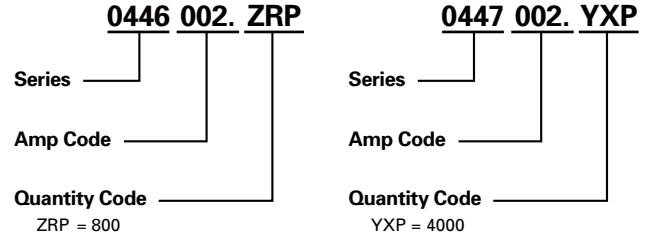
<b>Operating Temperature</b>	-40°C to 125°C
------------------------------	----------------

### Dimensions



For 447 dimensions, please contact Littelfuse for specifications.

### Part Numbering System



446/447 Series

### Packaging

Packaging Option	Packaging Specification	Quantity	Quantity & Packaging Code
<b>446 Series</b>			
24mm Tape and Reel	EIA RS-481-1 (IEC 286, part 3)	800	ZRP
<b>447 Series</b>			
Bulk Pack	–	4000	YXP



# Mouser Electronics

Authorized Distributor

Click to View Pricing, Inventory, Delivery & Lifecycle Information:

## Littelfuse:

[0447003.Y](#) [0447002.Y](#) [0447004.Y](#) [044707.5Y](#) [0447010.Y](#) [0447005.Y](#) [0446005.ZR](#) [0446010.ZR](#) [0446004.ZR](#)  
[0447004.YXP](#) [0447002.YXP](#) [0447003.YXP](#) [0447005.YXP](#) [044707.5YXP](#) [0446003.ZR](#) [0446002.ZR](#) [044607.5ZR](#)  
[0446002.ZRP](#) [0446003.ZRP](#) [0446004.ZRP](#) [0446005.ZRP](#) [044607.5ZRP](#) [0446010.ZRP](#) [0447010.YXP](#)