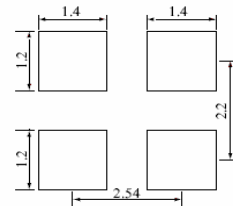

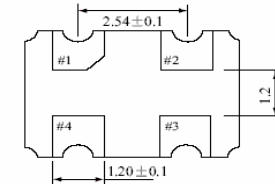
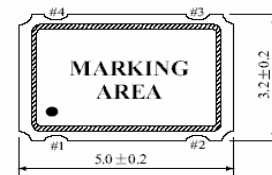




Description	Min	Typ	Max	Unit
Frequency Range	1		125	MHz
Overall Stability (+/-)	10		100	ppm
Supply Voltage (+/-10%)	1.8		5	V
Operating Temperature Range	0~70		-40~+85	Deg C
Capacitive Load on Output		15	50	pF
TTL Load on Output	1		10	TTL
Supply Current:				
5V 1.0-9.9MHz			15	mA
5V 10-34.9MHz			20	mA
5V 35-49.9MHz			35	mA
5V 50-125MHz			40	mA
3.3V 1.0-9.9MHz			8	mA
3.3V 10-34.9MHz			10	mA
3.3V 35-49.9MHz			25	mA
3.3V 50-125MHz			35	mA
Output Voltage :				
High (5Vdd)	4.5			V
High (3.3Vdd)	2.97			V
Low (5Vdd)			0.5	V
Low (3.3Vdd)			0.33	V
Symmetry	40:60	45:55	48:52	%
Jitter		1		pS
Rise/Fall time (frequency dependant)		5	7	nS
Start up Time			10	mS
<small>AEL Crystals Ltd. Reserve the right to amend specifications without notification. Please ensure you have the latest issue *please contact our Sales Office for further options</small>				
TITLE	AEL 60-series oscillator			
Part Number	Contact Sales Office			
Stock Number	Contact Sales Office			
Issue Date	18/10/2007			
Issue Number	6			



Pin Assignments

- Pin 1 Tri-State (601-)
- Pin 2 Ground
- Pin 3 Output
- Pin 4 +V DC

Tri-State Voltages

- N.C Output Active
 - >2.2V Output Active
 - <0.8V Output Disabled
- (Pin 1 has internal pull up resistor to allow it to float High)

Options and How to Specify

AEL60

Pin 1: 1=E/D

Supply voltage: 0=5V, 3=3.3, 2=2.5V, 1=1.8V

Stability* (+/-ppm): C=100, B=50, A=25

Temperature range: S=0~+70, I=-40~+85C

e.g. AEL6010C1 10MHz = E/D, 5V, +/-100ppm, -40~+85C, 10MHz



Module "D", Airtech II
Jenner Road, Manor Royal
Crawley RH10 9GA

© Not to be reproduced without permission of AEL Crystals Ltd