

3M™ PCB

.100" × .100" Two Row

78XX Series



- Single connector termination reduces overall connector cost
- 7.3 mm terminated height for applications requiring low-profile off the board
- Solder bumps facilitate board cleaning
- Fits standard .100" x .100" header layout
- Uses less board area than 4-row design
- RoHS Compliant. See the Regulatory Information Appendix (RIA) in the "RoHS compliance" section of www.3Mconnector.com for compliance information (RIA E1 & C1 apply)

Date Modified: July 14, 2011

TS-2104-B
Sheet 1 of 2

Physical

Insulation:

Material: Glass Filled Polyester

Flammability: UL 94V-0

Color: Gray

Contact

Material: Beryllium Copper

Plating

Underplating: 100 μ" [2.54 mm] Nickel

U Slot and Solder Tails: Gold Flash

Wire Accommodation 26 AWG Stranded, 28 AWG Solid or Stranded, 30 AWG Solid

Electrical

Current Rating: 1.0 A

Insulation Resistance: > 1,000 MΩ min. at 500_{VDC}

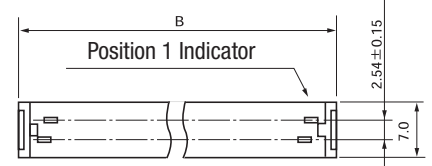
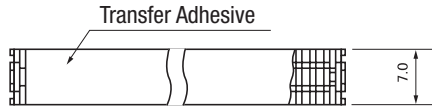
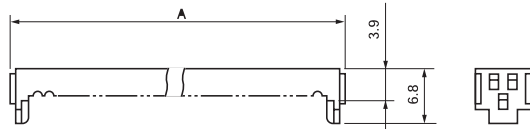
Withstanding Voltage: 1,000 V_{AC} for 1 minute

Environmental

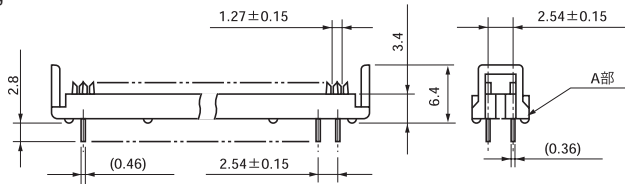
Temperature Rating: -55°C to +105°C

Process Rating: Wave solder only

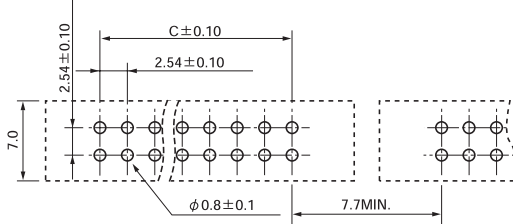
UL File No.: E68080



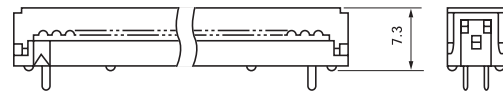
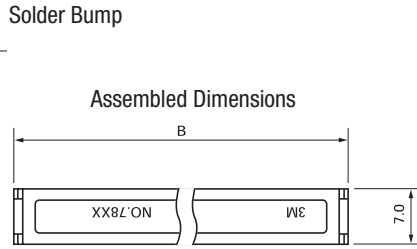
See Ordering Information



Recommended Board Layout



Contact Quantity	A	B	C
10	17.4	17.8	10.2
14	22.5	22.9	15.2
16	25	25.4	17.8
20	30.1	30.5	22.9
26	37.7	38.1	30.5
30	42.8	43.2	35.6
34	47.9	48.3	40.6
40	55.5	55.9	48.3
50	68.2	68.6	61
60	80.9	81.3	73.7
64	86	86.4	78.7



Inch [mm]		
Tolerance Unless Noted		
	.0	.00
Inch	±.3	±.13

Ordering Information

78XX - 000XPR

Contact Quantity
See Table

Solder Tail Length:
0 = 2.8 mm
6 = 3.8 mm

Assembly Equipment: 3640 press (or equivalent), 3443-71 Locator Plate, 3442-9 Platen.

TS-2104-B
Sheet 2 of 2

Important Notice

All statements, technical information, and recommendations related to 3M's products are based on information believed to be reliable, but the accuracy or completeness is not guaranteed. Before using this product, you must evaluate it and determine if it is suitable for your intended application. You assume all risks and liability associated with such use. Any statements related to the product which are not contained in 3M's current publications, or any contrary statements contained on your purchase order shall have no force or effect unless expressly agreed upon, in writing, by an authorized officer of 3M.

Warranty; Limited Remedy; Limited Liability.

This product will be free from defects in material and manufacture for a period of one (1) year from the time of purchase. **3M MAKES NO OTHER WARRANTIES INCLUDING, BUT NOT LIMITED TO, ANY IMPLIED WARRANTY OF MERCHANTABILITY OR FITNESS FOR A PARTICULAR PURPOSE.** If this product is defective within the warranty period stated above, your exclusive remedy shall be, at 3M's option, to replace or repair the 3M product or refund the purchase price of the 3M product. **Except where prohibited by law, 3M will not be liable for any indirect, special, incidental or consequential loss or damage arising from this 3M product, regardless of the legal theory asserted.**

**3M Electronics Solutions Division**

6801 River Place Blvd.
Austin, TX 78726-9000
U.S.A.
1-800-225-5373
www.3Mconnector.com

Please recycle. Printed in USA.
© 3M 2010. All rights reserved.
RIA-2217B-E

3M is a trademark of 3M Company.

Mouser Electronics

Authorized Distributor

Click to View Pricing, Inventory, Delivery & Lifecycle Information:

[3M:](#)

[7820-0000PR](#) [7840-0000T](#) [7864-0000PR](#) [7864-0006PR](#) [7814-0000T](#) [7814-0000PR](#) [7810-0000PR](#) [7810-0000T](#)
[7810-0006PR](#) [7816-0000T](#) [7816-0006PR](#) [7820-0000T](#) [7820-0006PR](#) [7826-0000T](#) [7826-0006PR](#) [7830-0000T](#)
[7830-0006PR](#) [7834-0000T](#) [7834-0006PR](#) [7840-0006PR](#) [7850-0000T](#) [7850-0006PR](#) [7860-0000T](#) [7860-0006PR](#)
[7814-0006PR](#) [7816-0000PR](#) [7826-0000PR](#) [7830-0000PR](#) [7834-0000PR](#) [7840-0000PR](#) [7850-0000PR](#) [7860-0000PR](#)