



HTIP112

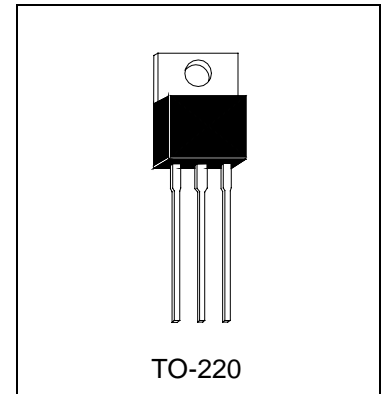
NPN EPITAXIAL PLANAR TRANSISTOR

Description

The HTIP112 is designed for use in general purpose amplifier and low-speed switching applications.

Absolute Maximum Ratings (Ta=25°C)

- Maximum Temperatures
 - Storage Temperature -55 ~ +150 °C
 - Junction Temperature +150 °C Maximum
- Maximum Power Dissipation
 - Total Power Dissipation (Tc=25°C) 50 W
 - Total Power Dissipation (Ta=25°C) 2 W
- Maximum Voltages and Currents
 - BVCBO Collector to Base Voltage 100 V
 - BVCEO Collector to Emitter Voltage 100 V
 - BVEBO Emitter to Base Voltage 5 V
 - IC Collector Current (Continue) 4 A
 - IC Collector Current (Peak) 6 A

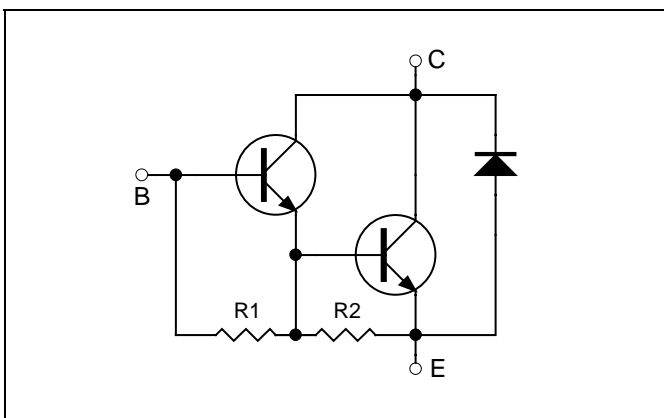


Characteristics (Ta=25°C)

Symbol	Min.	Typ.	Max.	Unit	Test Conditions
BVCBO	100	-	-	V	IC=1mA
BVCEO	100	-	-	V	IC=30mA
ICBO	-	-	1	mA	VCB=100V
ICEO	-	-	2	mA	VCE=50V
IEBO	-	-	2	mA	VEB=5V
*VCE(sat)	-	-	2.5	V	IC=2A, IB=8mA
*VBE(on)	-	-	2.8	V	IC=2A, VCE=4V
*hFE1	1	-	-	K	IC=1A, VCE=4V
*hFE2	500	-	-		IC=2A, VCE=4V
Cob	-	-	200	pF	VCB=10V, f=0.1MHz

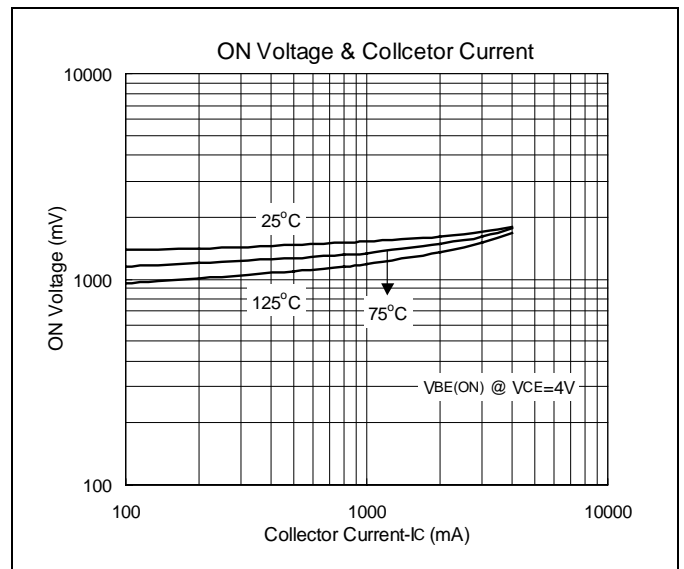
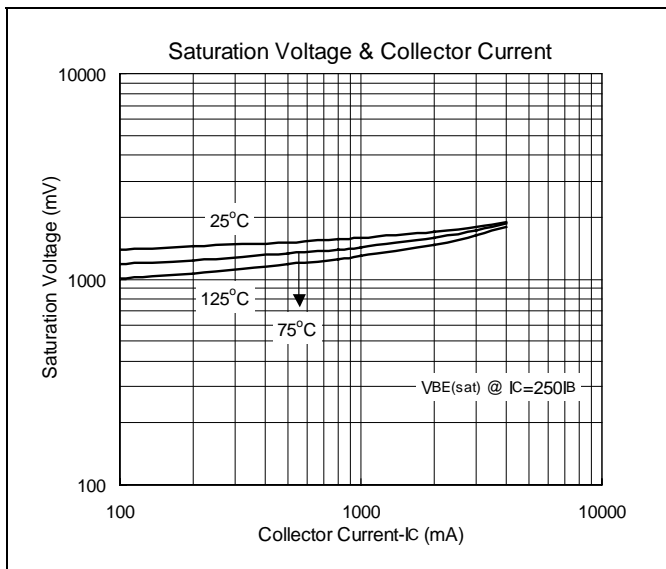
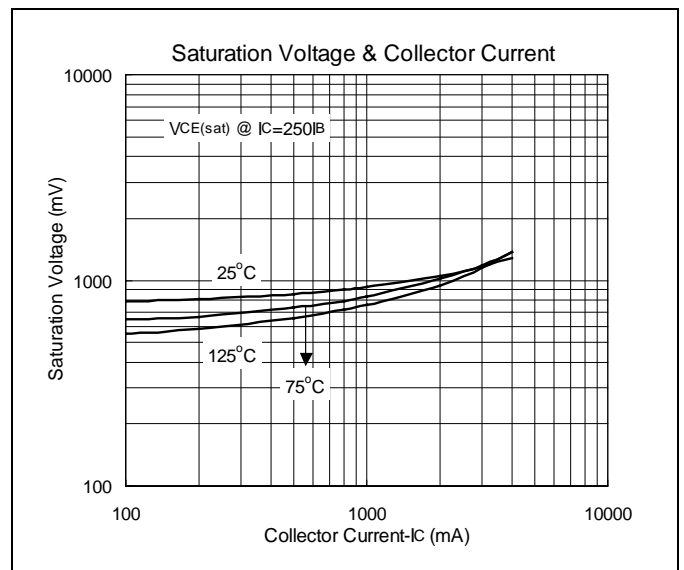
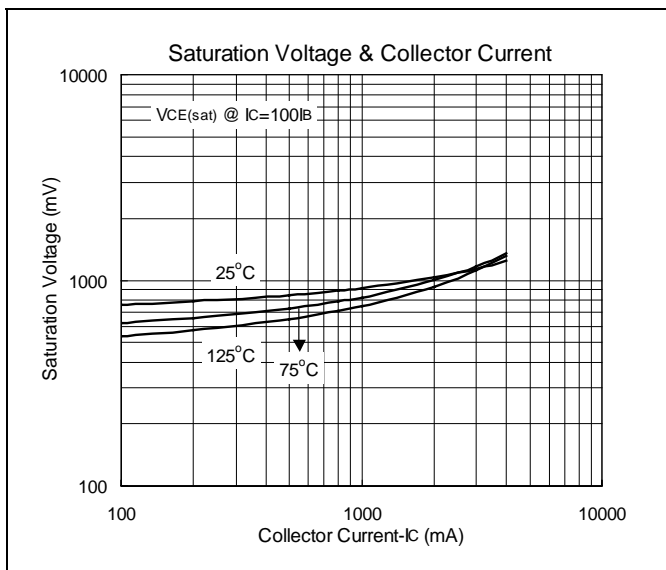
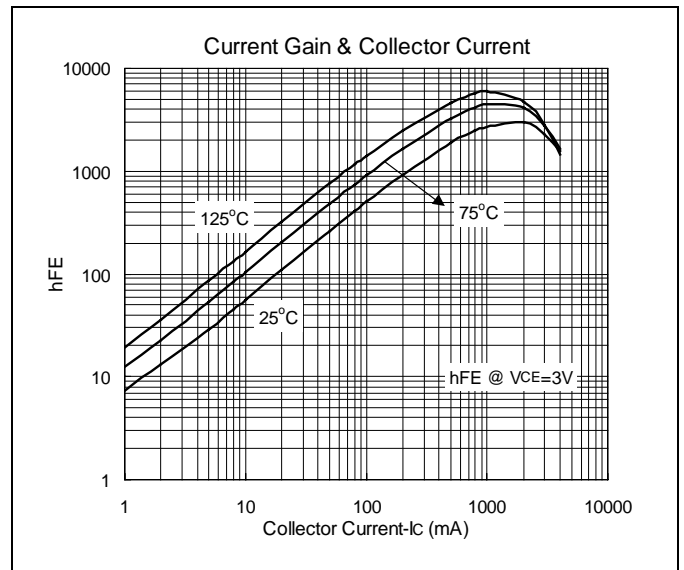
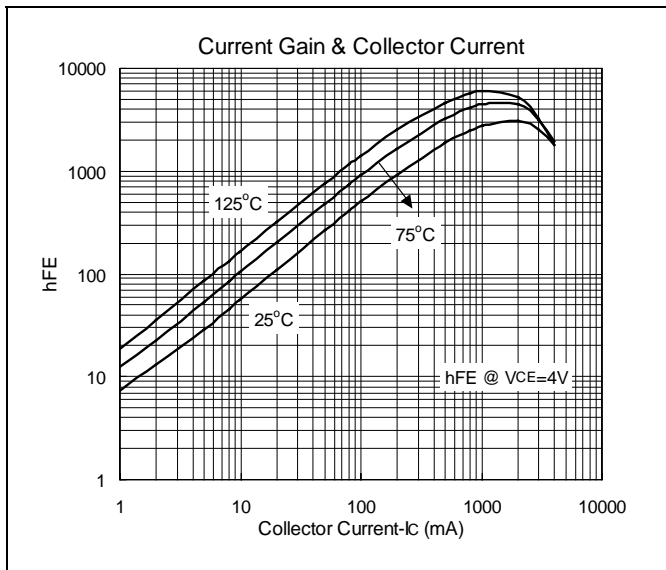
*Pulse Test: Pulse Width ≤380us, Duty Cycle≤2%

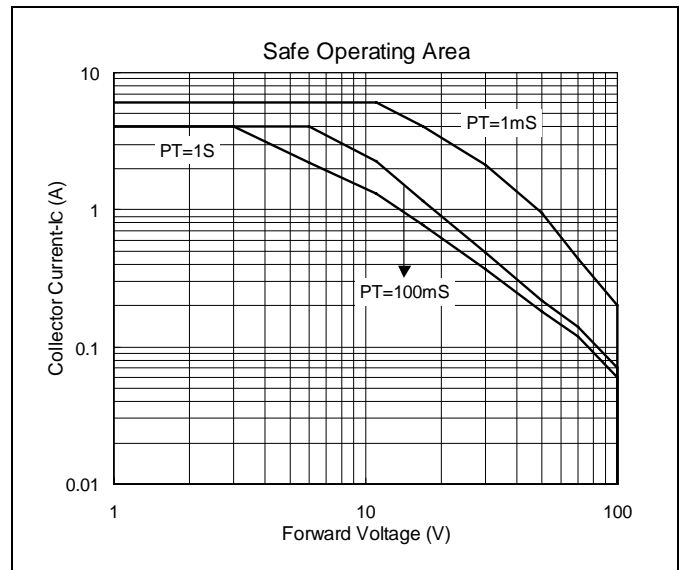
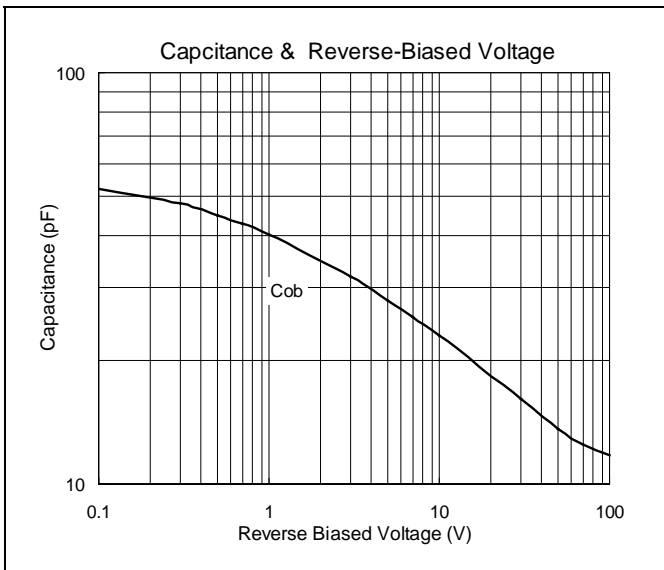
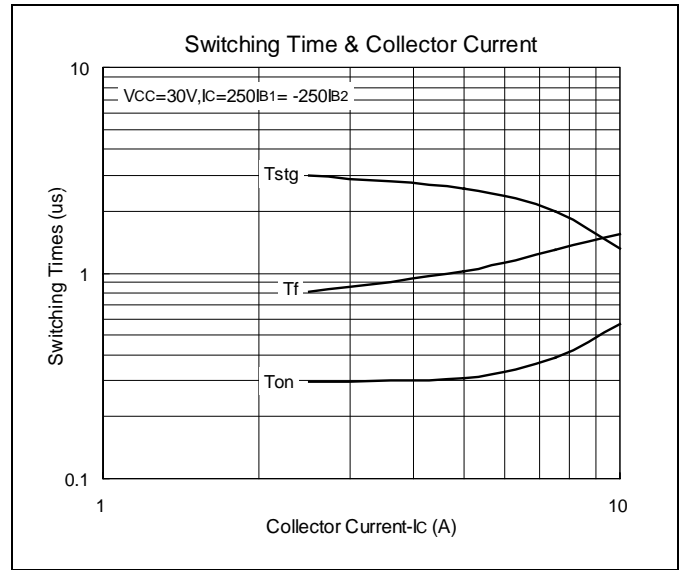
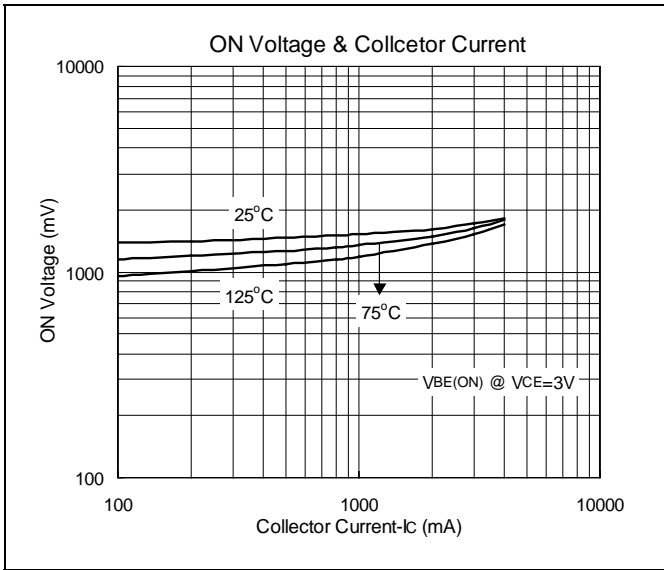
Darlington Schematic





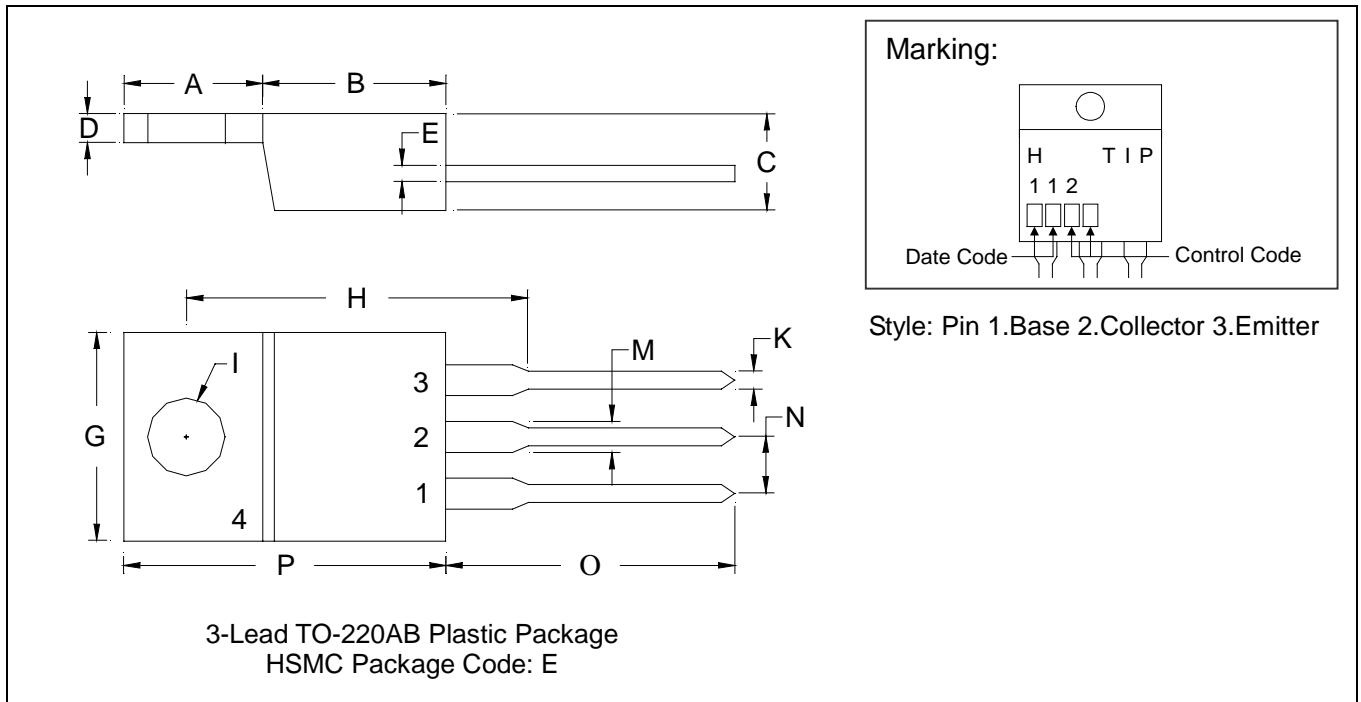
Characteristics Curve







TO-220AB Dimension



*: Typical

DIM	Inches		Millimeters		DIM	Inches		Millimeters	
	Min.	Max.	Min.	Max.		Min.	Max.	Min.	Max.
A	0.2197	0.2949	5.58	7.49	I	-	*0.1508	-	*3.83
B	0.3299	0.3504	8.38	8.90	K	0.0295	0.0374	0.75	0.95
C	0.1732	0.185	4.40	4.70	M	0.0449	0.0551	1.14	1.40
D	0.0453	0.0547	1.15	1.39	N	-	*0.1000	-	*2.54
E	0.0138	0.0236	0.35	0.60	O	0.5000	0.5618	12.70	14.27
G	0.3803	0.4047	9.66	10.28	P	0.5701	0.6248	14.48	15.87
H	-	*0.6398	-	*16.25					

- Notes:**
- 1.Dimension and tolerance based on our Spec. dated Sep. 07,1997.
 - 2.Controlling dimension: millimeters.
 - 3.Maximum lead thickness includes lead finish thickness, and minimum lead thickness is the minimum thickness of base material.
 - 4.If there is any question with packing specification or packing method, please contact your local HSMC sales office.

Material:

- Lead: 42 Alloy; solder plating
- Mold Compound: Epoxy resin family, flammability solid burning class: UL94V-0

Important Notice:

- All rights are reserved. Reproduction in whole or in part is prohibited without the prior written approval of HSMC.
- HSMC reserves the right to make changes to its products without notice.
- **HSMC semiconductor products are not warranted to be suitable for use in Life-Support Applications, or systems.**
- HSMC assumes no liability for any consequence of customer product design, infringement of patents, or application assistance.

Head Office And Factory:

- **Head Office** (Hi-Sincerity Microelectronics Corp.): 10F.,No. 61, Sec. 2, Chung-Shan N. Rd. Taipei Taiwan R.O.C.
Tel: 886-2-25212056 Fax: 886-2-25632712, 25368454
- **Factory 1:** No. 38, Kuang Fu S. Rd., Fu-Kou Hsin-Chu Industrial Park Hsin-Chu Taiwan. R.O.C
Tel: 886-3-5983621-5 Fax: 886-3-5982931