



1SMC5342~1SMC5369

SURFACE MOUNT SILICON ZENER DIODES

VOLTAGE 6.8 ~ 51 Volts **CURRENT** 5.0 Watts

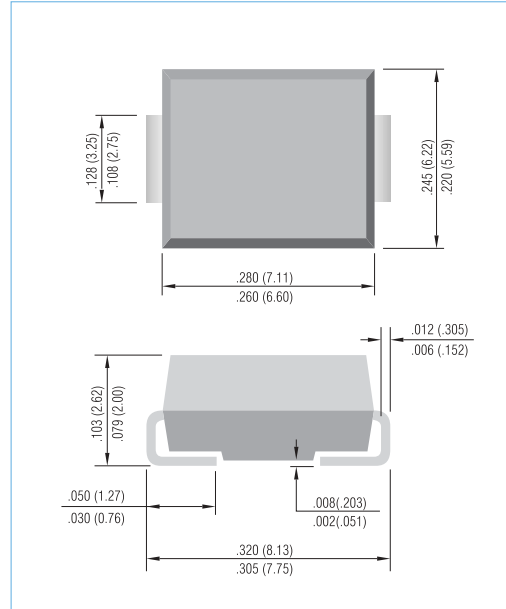
SMC / DO-214AB Unit: inch (mm)

FEATURES

- For surface mounted applications in order to optimize board space.
- Low profile package
- Built-in strain relief
- Glass passivated junction
- Low inductance
- Plastic package has Underwriters Laboratory Flammability Classification 94V-O
- In compliance with EU RoHS 2002/95/EC directives

MECHANICAL DATA

- Case: JEDEC DO-214AB, Molded plastic over passivated junction.
- Terminals: Solder plated, solderable per MIL-STD-750, Method 2026
- Polarity: Color band denotes positive end (cathode)
- Standard Packaging: 16mm tape (EIA-481)
- Weight: 0.0082 ounce, 0.2325 gram



MAXIMUM RATINGS AND ELECTRICAL CHARACTERISTICS

Ratings at 25°C ambient temperature unless otherwise specified.

Parameter	Symbol	Value	Units
DC Power Dissipation on TL=75°C ,Measure at Zero Lead Length Derate above 75°C	P _D	5.0	Watts
Operating Junction and Storage Temperature Range	T _J , T _{STG}	-55 to +150	°C



1SMC5342~1SMC5369

Part Number	Nominal Zener Voltage			Max. Zener Impedance				Max Reverse Leakage Current		Marking Code
	V _Z @ I _{ZT}			Z _{ZT} @ I _{ZT}		Z _{ZK} @ I _{ZK}		I _R @ V _R		
	Nom. V	Min. V	Max. V	Ω	mA	Ω	mA	μA	V	
5.0 Watt Zener										
1SMC5342	6.8	6.46	7.14	1	175	200	1	10	5.2	342B
1SMC5343	7.5	7.13	7.88	2	175	200	1	10	5.7	343B
1SMC5344	8.2	7.79	8.61	2	150	200	1	10	6.2	344B
1SMC5345	8.7	8.27	9.14	2	150	200	1	10	6.6	345B
1SMC5346	9.1	8.65	9.56	2	150	150	1	7.5	6.9	346B
1SMC5347	10	9.5	10.5	2	125	125	1	5	7.6	347B
1SMC5348	11	10.45	11.55	3	125	125	1	5	8.4	348B
1SMC5349	12	11.4	12.6	3	100	125	1	2	9.1	349B
1SMC5350	13	12.35	13.65	3	100	100	1	1	9.9	350B
1SMC5351	14	13.3	14.7	3	100	75	1	1	10.6	351B
1SMC5352	15	14.25	15.75	3	75	75	1	1	11.5	352B
1SMC5353	16	15.2	16.8	3	75	75	1	1	12.2	353B
1SMC5354	17	16.15	17.85	3	70	75	1	0.5	12.9	354B
1SMC5355	18	17.1	18.9	3	65	75	1	0.5	13.7	355B
1SMC5356	19	18.05	19.95	3	65	75	1	0.5	14.4	356B
1SMC5357	20	19	21	3	65	75	1	0.5	15.2	357B
1SMC5358	22	20.9	23.1	4	50	75	1	0.5	16.7	358B
1SMC5359	24	22.8	25.2	4	50	100	1	0.5	18.2	359B
1SMC5360	25	23.75	26.25	4	50	110	1	0.5	19	360B
1SMC5361	27	25.65	28.35	5	50	120	1	0.5	20.6	361B
1SMC5362	28	26.6	29.4	6	50	130	1	0.5	21.2	362B
1SMC5363	30	28.5	31.5	8	40	140	1	0.5	22.8	363B
1SMC5364	33	31.35	34.65	10	40	150	1	0.5	25.1	364B
1SMC5365	36	34.2	37.8	11	30	160	1	0.5	27.4	365B
1SMC5366	39	37.05	40.95	14	30	170	1	0.5	29.7	366B
1SMC5367	43	40.85	45.15	20	30	190	1	0.5	32.7	367B
1SMC5368	47	44.65	49.35	25	25	210	1	0.5	35.8	368B
1SMC5369	51	48.45	53.55	27	25	230	1	0.5	38.8	369B



1SMC5342~1SMC5369

RATING AND CHARACTERISTIC CURVES

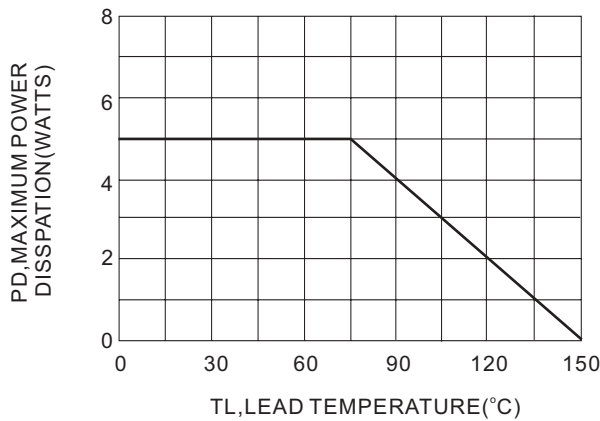


Fig.1-POWER TEMPERATURE DERATING CURVE

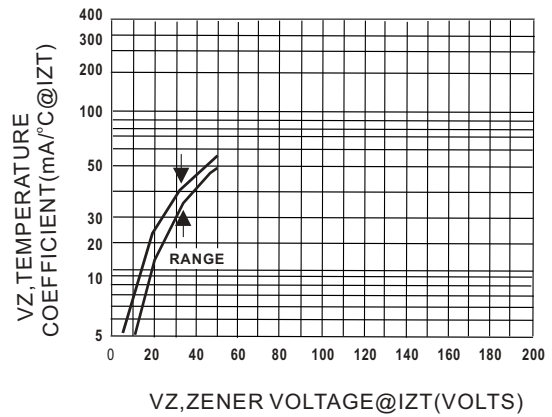


Fig.2-TEMPERATURE COEFFICIENT-RANGE

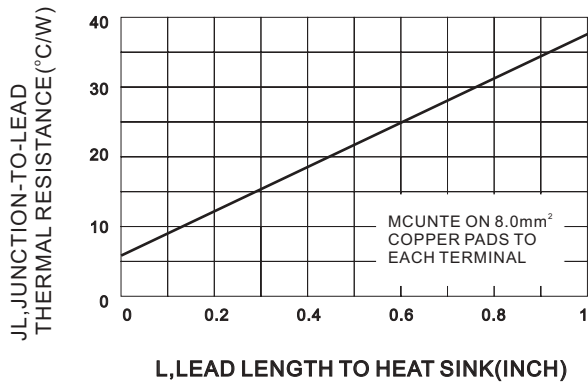


Fig.3-TYPICAL THERMAL RESISTANCE

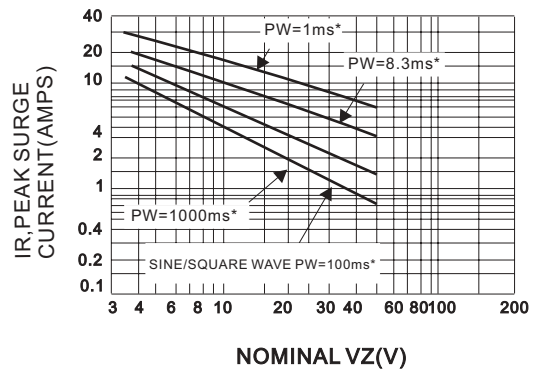


Fig.4-MAXIMUM NON-REPETITIVE SURGE CURRENT VERSUS NOMINAL ZENER VOLTAGE

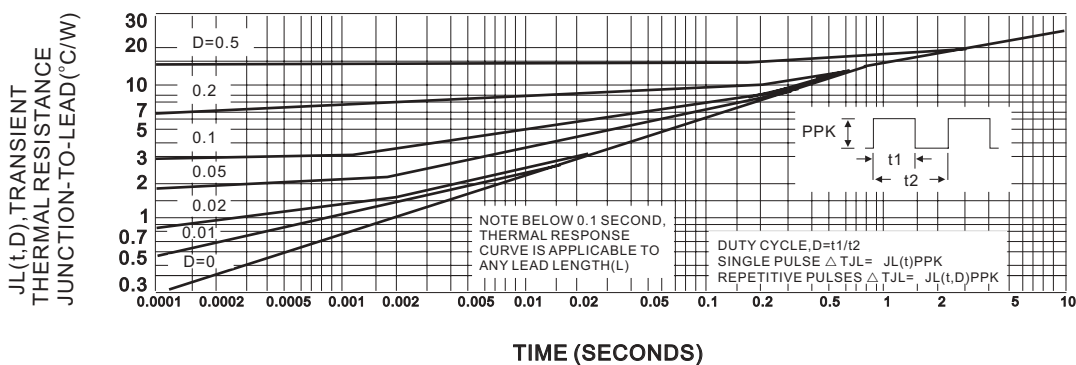


Fig.5-TYPICAL THERMAL RESPONSE



1SMC5342~1SMC5369

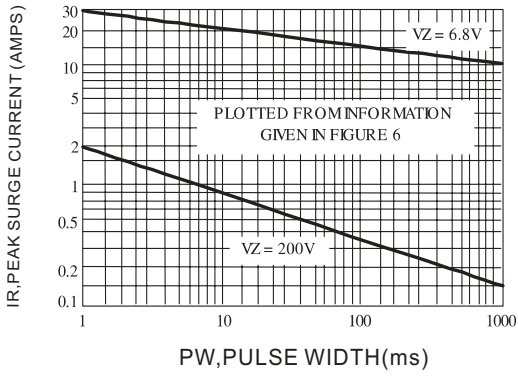


Fig.6-PEAK SURGE CURRENT VERSUS PULSE WIDTH

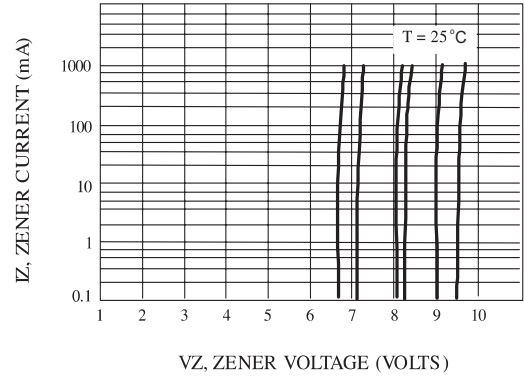


Fig.7-ZENER VOLTAGE VERSUS ZENER CURRENT VZ=6.8 THRU 10 VOLTS

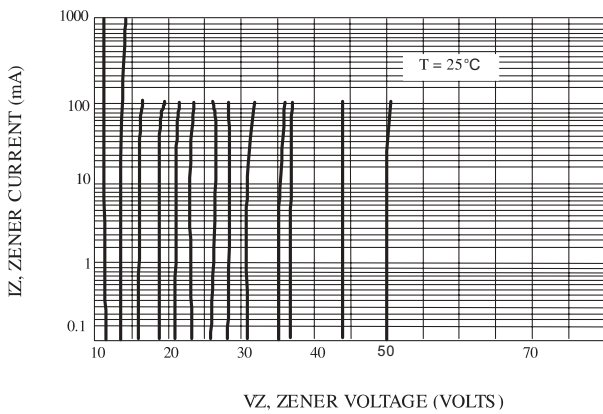
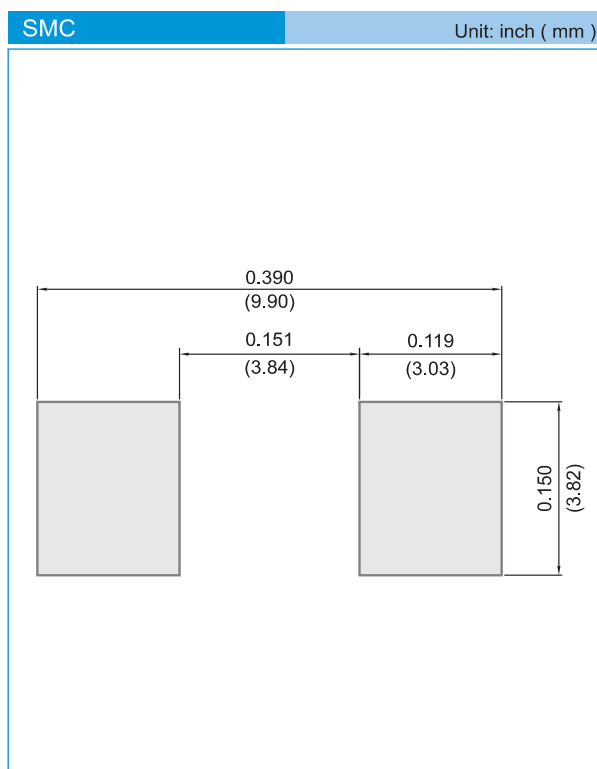


Fig.8-ZENER VOLTAGE VERSUS ZENER CURRENT VZ=11 THRU 51 VOLTS



1SMC5342~1SMC5369

MOUNTING PAD LAYOUT



ORDER INFORMATION

- Packing information
 - T/R - 3K per 13" plastic Reel
 - T/R - 0.5Kper 7" plastic Reel

LEGAL STATEMENT

Copyright PanJit International, Inc 2009

The information presented in this document is believed to be accurate and reliable. The specifications and information herein are subject to change without notice. Pan Jit makes no warranty, representation or guarantee regarding the suitability of its products for any particular purpose. Pan Jit products are not authorized for use in life support devices or systems. Pan Jit does not convey any license under its patent rights or rights of others.