



HSB1426

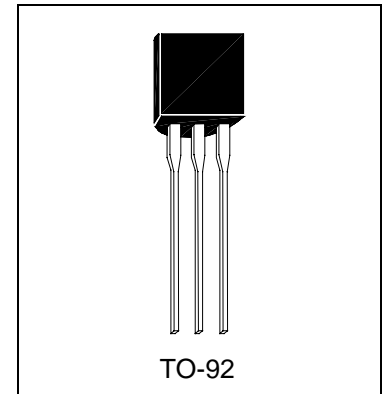
PNP EPITAXIAL PLANAR TRANSISTOR

Description

DC-DC Converter

Features

- Low Collector to Emitter Saturation Voltage



Absolute Maximum Ratings

- Maximum Temperatures
 Storage Temperature -55 ~ +150 °C
 Junction Temperature +150 °C Maximum
- Maximum Power Dissipation
 Total Power Dissipation (Ta=25°C) 750 mW
- Maximum Voltages and Currents (Ta=25°C)
 VCBO Collector to Base Voltage -20 V
 VCEO Collector to Emitter Voltage -20 V
 VEBO Emitter to Base Voltage -6 V
 IC Collector Current -3 A

Characteristics (Ta=25°C)

Symbol	Min.	Typ.	Max.	Unit	Test Conditions
BVCBO	-20	-	-	V	IC=-50uA, IE=0
BVCEO	-20	-	-	V	IC=-1mA, IB=0
BVEBO	-6	-	-	V	IE=-10uA, IC=0
ICBO	-	-	-100	nA	VCB=-20V, IE=0
IEBO	-	-	-100	nA	VEB=-5V, IC=0
*VCE(sat)	-	-	-500	mV	IC=-2A, IB=-0.1A
*hFE	82	-	390		VCE=-2V, IC=-100mA
fT	-	240	-	MHz	VCE=-2V, IC=-500mA, f=100MHz
Cob	-	35	-	pF	VCB=-10V, IE=0, f=1MHz

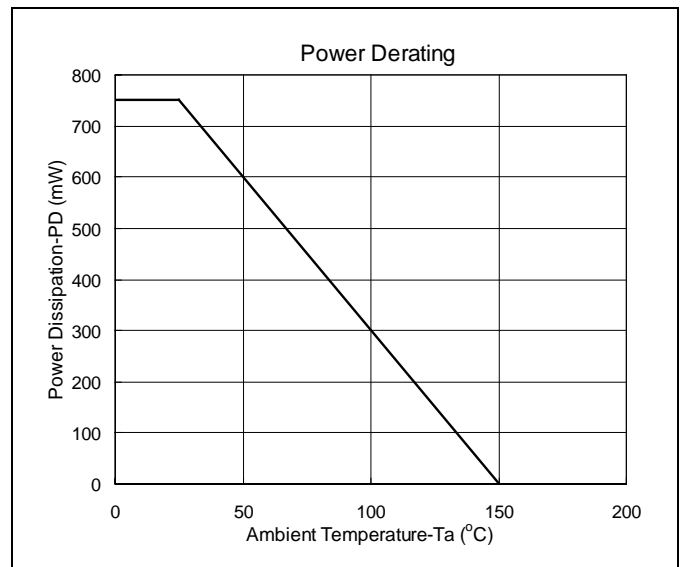
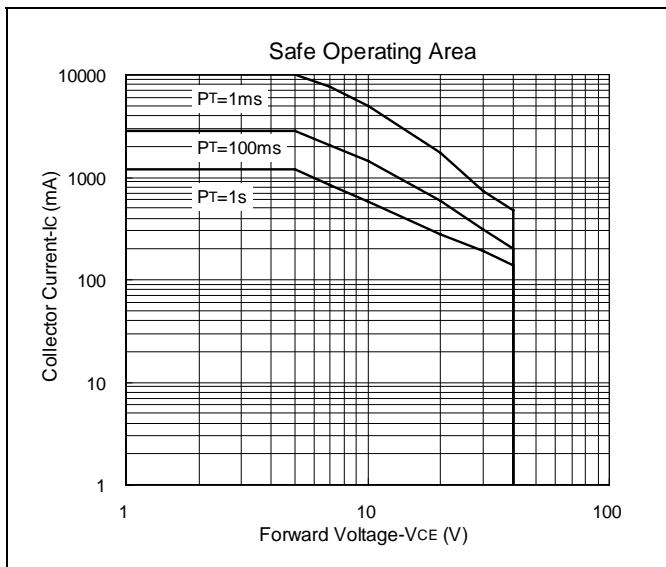
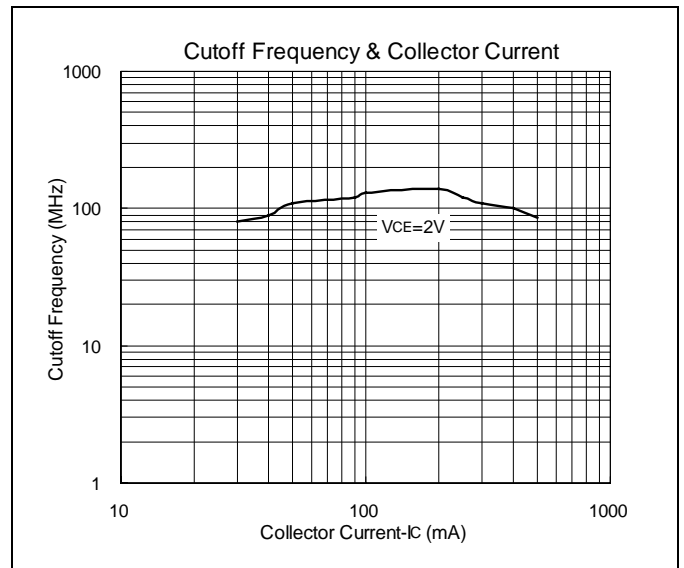
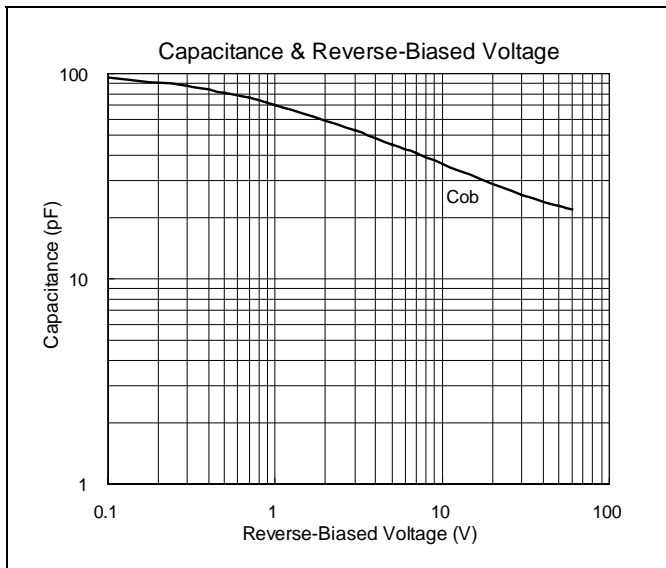
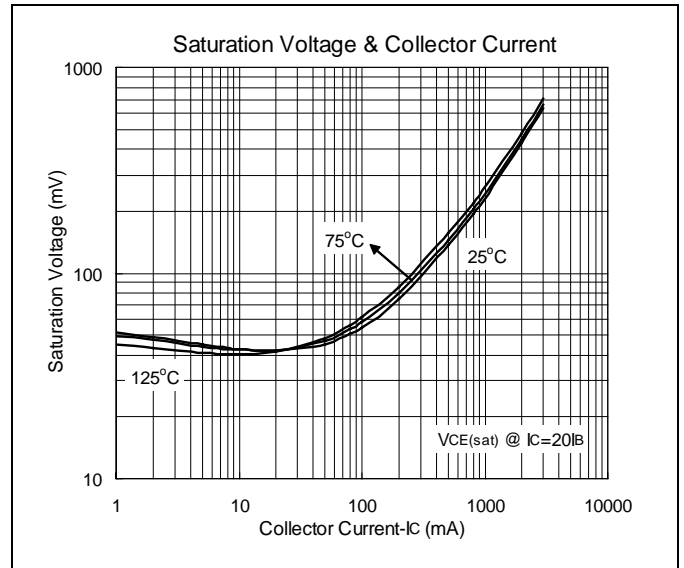
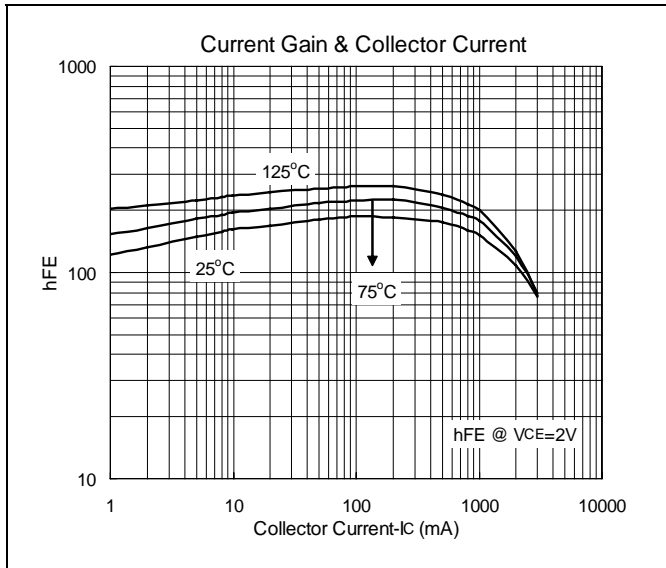
*Pulse Test: Pulse Width ≤380us, Duty Cycle≤2%

Classification Of hFE1

Rank	P	Q	R
Range	82-180	120-270	180-390

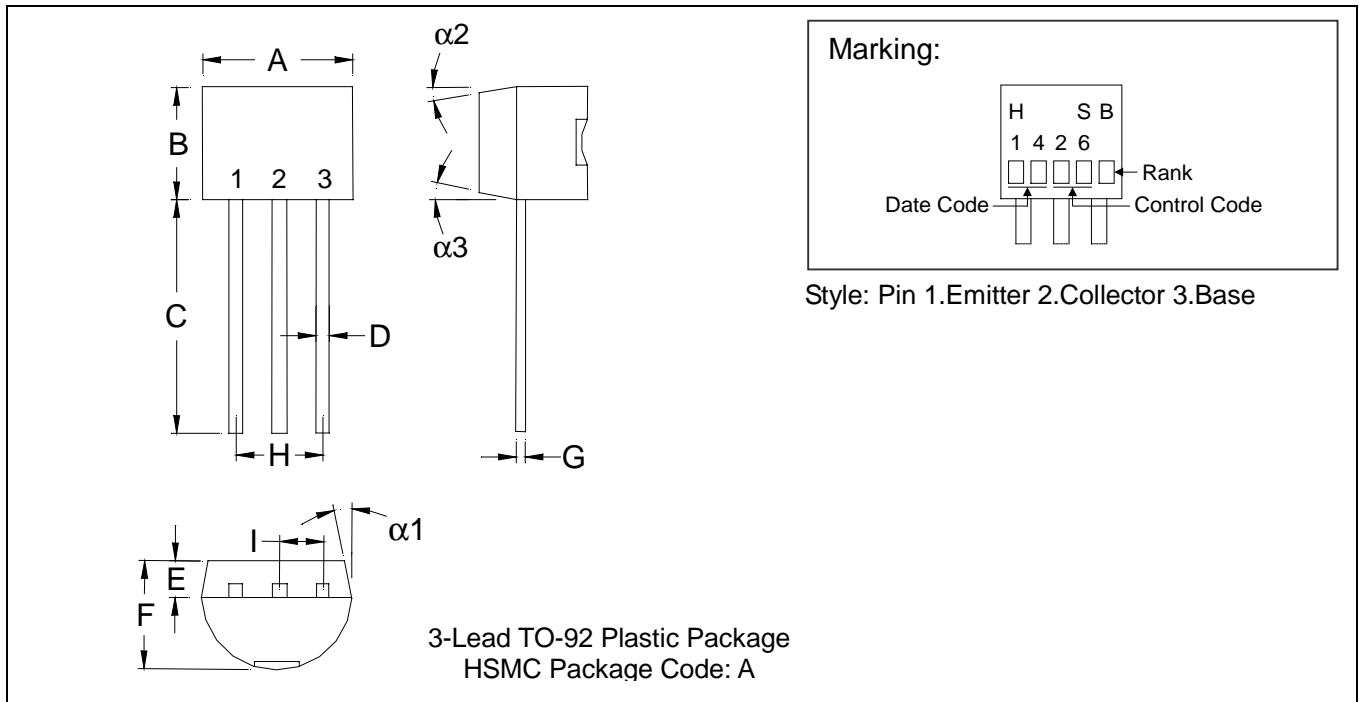


Characteristics Curve





TO-92 Dimension



*: Typical

DIM	Inches		Millimeters		DIM	Inches		Millimeters	
	Min.	Max.	Min.	Max.		Min.	Max.	Min.	Max.
A	0.1704	0.1902	4.33	4.83	G	0.0142	0.0220	0.36	0.56
B	0.1704	0.1902	4.33	4.83	H	-	*0.1000	-	*2.54
C	0.5000	-	12.70	-	I	-	*0.0500	-	*1.27
D	0.0142	0.0220	0.36	0.56	$\alpha 1$	-	*5°	-	*5°
E	-	*0.0500	-	*1.27	$\alpha 2$	-	*2°	-	*2°
F	0.1323	0.1480	3.36	3.76	$\alpha 3$	-	*2°	-	*2°

- Notes:**
1. Dimension and tolerance based on our Spec. dated Apr. 25, 1996.
 2. Controlling dimension: millimeters.
 3. Maximum lead thickness includes lead finish thickness, and minimum lead thickness is the minimum thickness of base material.
 4. If there is any question with packing specification or packing method, please contact your local HSMC sales office.

Material:

- Lead: 42 Alloy; solder plating
- Mold Compound: Epoxy resin family, flammability solid burning class: UL94V-0

Important Notice:

- All rights are reserved. Reproduction in whole or in part is prohibited without the prior written approval of HSMC.
- HSMC reserves the right to make changes to its products without notice.
- **HSMC semiconductor products are not warranted to be suitable for use in Life-Support Applications, or systems.**
- HSMC assumes no liability for any consequence of customer product design, infringement of patents, or application assistance.

Head Office And Factory:

- **Head Office** (Hi-Sincerity Microelectronics Corp.): 10F., No. 61, Sec. 2, Chung-Shan N. Rd. Taipei Taiwan R.O.C.
 Tel: 886-2-25212056 Fax: 886-2-25632712, 25368454
- **Factory 1:** No. 38, Kuang Fu S. Rd., Fu-Kou Hsin-Chu Industrial Park Hsin-Chu Taiwan. R.O.C
 Tel: 886-3-5983621~5 Fax: 886-3-5982931