


RF CERAMIC CHIP INDUCTORS



Polarity Half-Marked Inductors (0201 only)

High frequency multi-layer chip inductors feature a monolithic body made of low loss ceramic and high conductivity metal electrodes to achieve optimal high frequency performance.

These RF chip inductors are compact in size and feature lead-free tin plated nickel barrier terminations and tape and reel packaging which makes them ideal for small size/high volume wireless applications.

APPLICATIONS & FEATURES

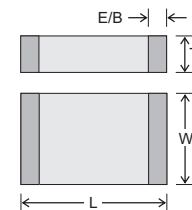
- CELL/PCS Modules
- Broadband Components
- RF Tranceivers
- RoHS Compliant (Standard, "V" Code)
- Sn/Pb Terminations Optional ("T" Code)
- Wireless LAN
- RFID

PRODUCT RANGE SUMMARY

EIA SIZE (mm)	SIZE CODE	L RANGE	Q FACTOR (Min.)	SRF (Typ.)	TEMPERATURE
0201 (0603)	L-05	0.6 - 39 nH	4 (100 MHz)	>21 GHz (1.0 nH)	-40°C to +100°C
0402 (1005)	L-07	1.0 - 120 nH	8 (100 MHz)	>21 GHz (1.0 nH)	-40°C to +100°C
0603 (1608)	L-14	1.0 - 220 nH	12 (100 MHz)	>23 GHz (1.0 nH)	-40°C to +100°C

MECHANICAL CHARACTERISTICS

	0201 (0603)		0402 (1005)		0603 (1608)	
	Inches	mm	Inches	mm	Inches	mm
Length	.024 ±.001"	(0.6 ±0.03)	.039 ±.004"	(1.00 ±.10)	.063 ±.006"	(1.60 ±.15)
Width	.012 ±.001"	(0.3 ±0.03)	.020 ±.004"	(0.50 ±.10)	.031 ±.006"	(0.80 ±.15)
Thickness	.012 ±.001"	(0.3 ±0.03)	.020 ±.004"	(0.50 ±.10)	.031 ±.006"	(0.80 ±.15)
End Band	.006 ±.002"	(0.15 ±0.05)	.009 ±.004"	(0.23 ±.10)	.012 ±.008"	(0.30 ±.20)



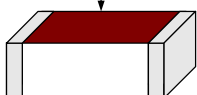
HOW TO ORDER



DEVICE	SIZE	TYPE	VALUE	TOLERANCE	TERMINATION	MARKING	PACKAGING
Inductor	05 = 0201 07 = 0402 14 = 0603	B = Polarity Half-Marked (all 0201) C = 0402 and 0603 (see "Marking")	See Table	C = ± 0.2 nH ≤ 1.0 nH S = ± 0.3 nH 1.0 to 5.6 nH J = ± 5% 6.8 nH and above K = ± 10% 3.3 nH and above	V = Ni/Sn T = Ni / SnPb	4 = No Marking (all 0603) 6 = Orientation Mark (all 0201 and 0402*)	Tape and Reel Size Code Tape Reel Qty 0201 T Paper 7" 15,000 0402 T Paper 7" 10,000 0603 T Paper 7" 4,000 Bulk (Loose Pcs.) Size Code All S

Part number written: L-07C10NJV6T

Orientation Full Marking (all 0402)



*Please note that all 0402 inductors (L-07C) have orientation full marking only.

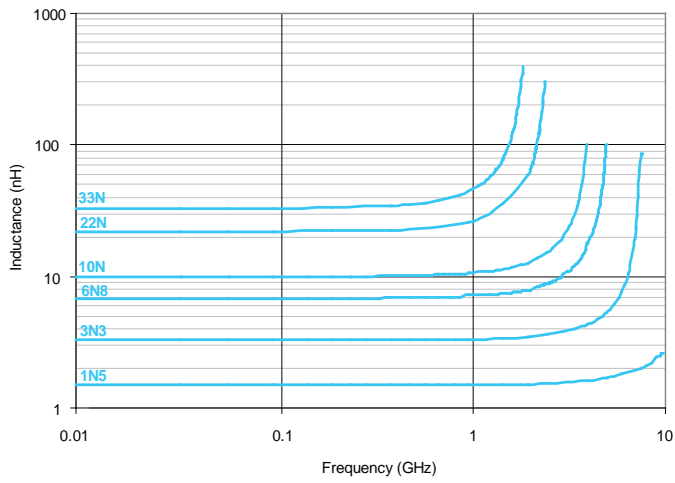
RF CHIP INDUCTOR SELECTION CHART

EIA Size			0201 (L-05)	0402 (L-07)	0603 (L-14)
Inductor Value	Inductance nH	Code	Tolerance		
	0.6	0N6	300 mA		
	0.7	0N7	300 mA		
	0.8	0N8	300 mA		
	0.9	0N9	300 mA		
	1.0	1N0	300 mA	300 mA	300 mA (S only)
	1.2	1N2	300 mA	300 mA (S only)	300 mA (S only)
	1.3	1N3	300 mA		
	1.5	1N5	300 mA	300 mA (S only)	300 mA (S only)
	1.8	1N8	300 mA	300 mA	300 mA
	1.9	1N9	300 mA	300 mA	
	2.0	2N0	300 mA	300 mA	
	2.2	2N2	300 mA	300 mA	300 mA
	2.3	2N3	300 mA		
	2.4	2N4	300 mA	300 mA	
	2.5	2N5	300 mA		
	2.7	2N7	300 mA	300 mA	300 mA
	3.0	3N0	300 mA	300 mA	
	3.3	3N3	300 mA	300 mA	300 mA
	3.6	3N6	300 mA	300 mA	
	3.7	3N7	300 mA		
	3.9	3N9	300 mA	300 mA	300 mA
	4.3	4N3		300 mA	
	4.7	4N7	300 mA	300 mA	300 mA
	5.1	5N1	300 mA	300 mA	
	5.6	5N6	300 mA	300 mA	300 mA
	6.2	6N2		300 mA	
	6.8	6N8	250 mA	250 mA	300 mA
	7.5	7N5		250 mA	
	8.2	8N2	250 mA	250 mA	300 mA
	10	10N	250 mA	250 mA	300 mA
	12	12N	250 mA	250 mA	300 mA
	13	13N	250 mA	250 mA	
	15	15N	250 mA	250 mA	300 mA
	18	18N	200 mA	200 mA	300 mA
	20	20N	200 mA	200 mA	
	22	22N	200 mA	200 mA	300 mA
	23	23N		200 mA	
	27	27N	200 mA	200 mA	300 mA
	33	33N	200 mA	200 mA	300 mA
	39	39N	200 mA	150 mA	300 mA
	43	43N		150 mA	
	47	47N		150 mA	300 mA
	56	56N		150 mA	300 mA
	68	68N		100 mA	300 mA
	82	82N		100 mA	300 mA
	100	R10		100 mA	300 mA
	120	R12		100 mA	300 mA
	150	R15			300 mA
	180	R18			300 mA
	220	R22			300 mA
	270	R27			
	330	R33			
	390	R39			
	420	R42			
	560	R56			
	680	R68			

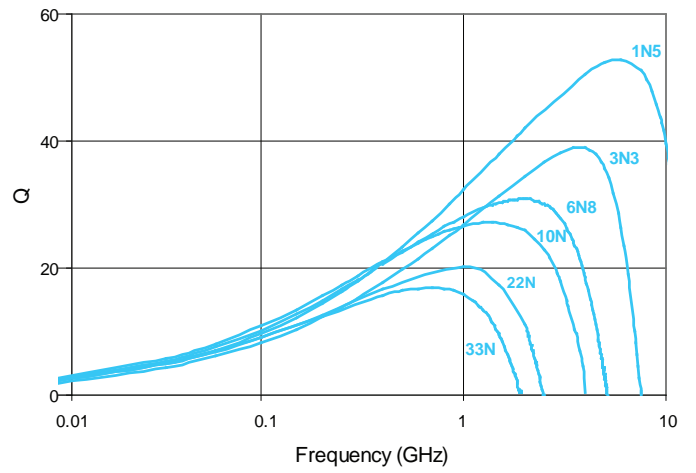
Consult factory for Non-Standard values. C tolerance are non-standard terms
See web page for Chip Inductor Product Detail Summary by part number

RF CHARACTERISTICS CHARACTERISTICS (TYPICAL)

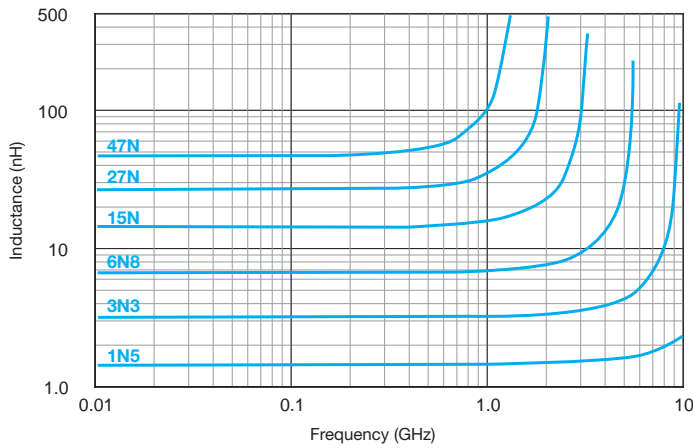
INDUCTANCE VS FREQUENCY: SIZE 0201



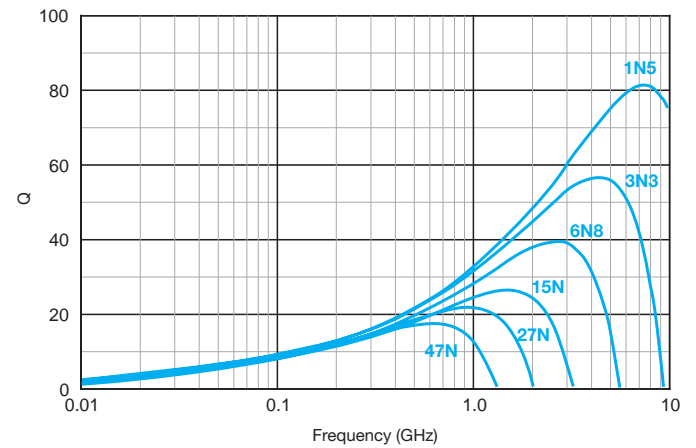
Q VS FREQUENCY: SIZE 0201



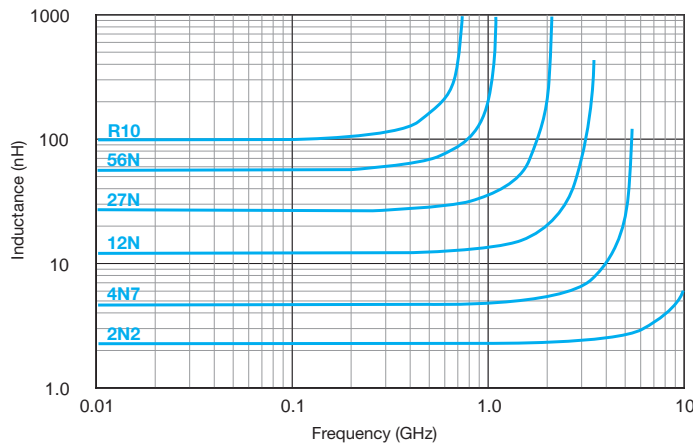
INDUCTANCE VS FREQUENCY: SIZE 0402



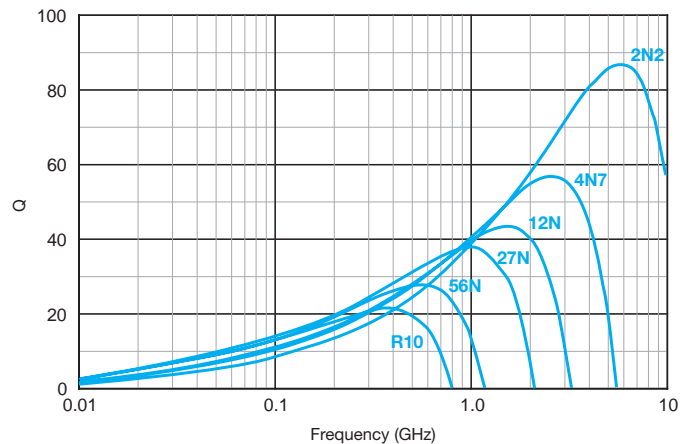
Q VS FREQUENCY: SIZE 0402



INDUCTANCE VS FREQUENCY: SIZE 0603



Q VS FREQUENCY: SIZE 0603



Mouser Electronics

Authorized Distributor

Click to View Pricing, Inventory, Delivery & Lifecycle Information:

Johanson:

[L-07C3N3SV6T](#) [L-07C12NJV6T](#) [L-07C18NJV6T](#) [L-07C8N2JV6T](#) [L-07C10NJV6T](#) [L-07C3N9SV6T](#) [L-14C39NJV4T](#)
[L-07C7N5JV6T](#) [L-07C1N8SV6T](#) [L-07C1N5SV6T](#) [L-07C15NJV6T](#) [L-07C6N8JV6T](#) [L-07C2N2SV6T](#) [L-07C5N6SV6T](#)
[L-07C27NJV6T](#) [L-07C4N7SV6T](#) [L-05B2N2SV6T](#) [L-14C6N8JV4T](#) [L-07C2N7SV6T](#) [L-07C4N3SV6T](#) [L-05B3N0KV6T](#)
[L-14C15NKV4T](#) [L-05B1N8SV6T](#) [L-05B33NKV6T](#) [L-05B1N0SV6T](#) [L-07C7N5KV6T](#) [L-05B8N2KV6T](#) [L-14C39NKV4T](#)
[L-05B6N8JV6T](#) [L-14C1N0SV4T](#) [L-07C33NKV6T](#) [L-07C47NJV6T](#) [L-14CR22JV4T](#) [L-14C6N8KV4T](#) [L-14C68NJV4T](#)
[L-07C2N4SV6T](#) [L-07C20NJV6T](#) [L-14C3N9KV4T](#) [L-05B15NKV6T](#) [L-05B27NJV6T](#) [L-07CR12JV6T](#) [L-07C68NKV6T](#)
[L-05B12NKV6T](#) [L-14C27NKV4T](#) [L-05B5N1SV6T](#) [L-14C12NJV4T](#) [L-05B4N7KV6T](#) [L-05B2N4SV6T](#) [L-14CR12JV4T](#)
[L-14C56NKV4T](#) [L-07C27NKV6T](#) [L-07C18NKV6T](#) [L-14C4N7KV4T](#) [L-14C33NJV4T](#) [L-07C5N6KV6T](#) [L-14CR15KV4T](#)
[L-07C3N6KV6T](#) [L-07C56NJV6T](#) [L-14CR10KV4T](#) [L-07C3N0KV6T](#) [L-05B22NKV6T](#) [L-07CR10KV6T](#) [L-05B12NJV6T](#)
[L-07C5N1SV6T](#) [L-05B3N9SV6T](#) [L-14C1N8SV4T](#) [L-05B3N3SV6T](#) [L-14C8N2JV4T](#) [L-07C22NKV6T](#) [L-14C27NJV4T](#)
[L-14C47NKV4T](#) [L-07C13NKV6T](#) [L-05B5N6KV6T](#) [L-05B6N8KV6T](#) [L-14C18NJV4T](#) [L-05B39NJV6T](#) [L-14C12NKV4T](#)
[L-14C68NKV4T](#) [L-07C2N0SV6T](#) [L-14C5N6KV4T](#) [L-14C33NKV4T](#) [L-14C3N3KV4T](#) [L-07C1N0SV6T](#) [L-07C47NKV6T](#)
[L-14CR22KV4T](#) [L-14CR18JV4T](#) [L-07C43NJV6T](#) [L-05B18NJV6T](#) [L-05B2N7SV6T](#) [L-05B1N2SV6T](#) [L-07C6N2KV6T](#)
[L-07C6N8KV6T](#) [L-07C3N9KV6T](#) [L-14CR15JV4T](#) [L-14CR18KV4T](#) [L-14C5N6SV4T](#) [L-07C1N2SV6T](#) [L-07C6N2SV6T](#)
[L-05B15NJV6T](#) [L-07C43NKV6T](#)