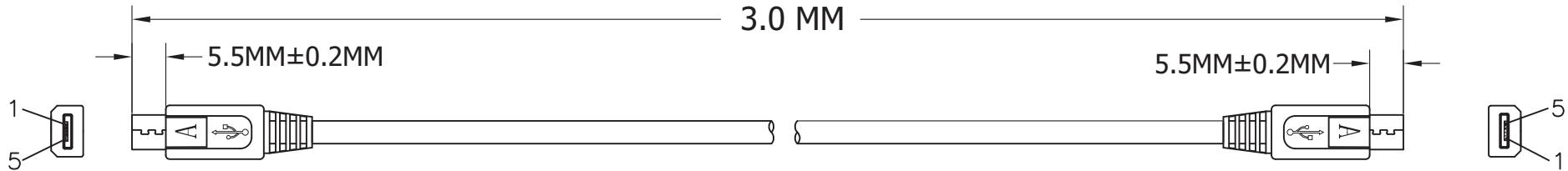


A

A



B

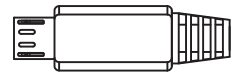
B




C

C

P1



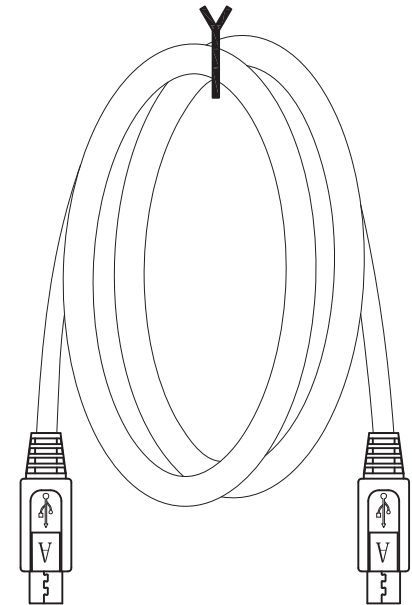
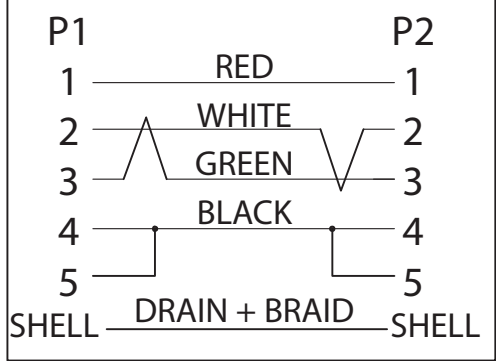
P2



D

D

PIN ASSIGNMENT

**Material:**

- Cable: USB2.0 UL2725 [28AWG(7/0.12TC+AL):*1P+ 28AWG(7/0.12TC)*2C]+AEB(488 TC)
 - Jacket: Black
 - OD: 3.5MM
- Connectors: Micro USB 5P A/M Solder Type
 - Shell: Nickel
 - Pin: G/F
 - Insulator Color: Black
- Outer Jacket: Black PVC-50P

Electrical:

- 100% short, open, miswire test
- Conduct resistance: 2Ω Max.
- Insulation resistance: 5MΩ Min.
- Hi-Pot test: 300V DC

E

E

F

F

G

G



Scale	1:1						Name
TOLERANCE						Drawn	10.19.11
X.X	±0.40					Approved	Chappell
X.XX	±0.25						
X.XXX	±0.15						
Angle	±3°						



Item No.	AK67301-3-R
Title	USB2.0 Micro Connection Cable, 3 Meters USB A Micro Male <=> USB A Micro Male
Drawing No.	
Replace	rev00
Sheet	

H

H