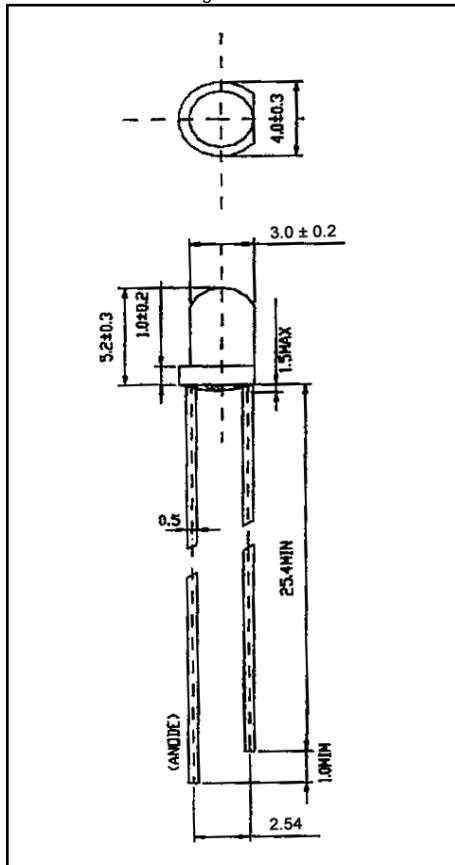




Package Dimensions Unit: mm



AND262HW

InGaN High Brightness White Light Emission

- 3 mm (T-1) Package
- All plastic mold type, clear colorless lens
- Low drive current: 1 to 20 mA DC
- Excellent On-Off contrast ratio
- Fast response time, capable of pulse operation
- High power intensity
- High reliability
- **RoHS Compliant**

Maximum Ratings (T_a = 25°C)

Characteristics	Symbol	Rating	Unit
Forward Current	I _F	25	mA
Peak Forward Current (Duty 1/10@1KHz)	I _{FP}	100	mA
Reverse Voltage	V _R	5	V
Power Dissipation	P _D	100	mW
Operating Temperature Range	T _{opr}	-40 to 85	°C
Storage Temperature Range	T _{Sig}	-40 to 100	°C
Soldering Temperature (T=5 sec)	T _{SOL}	260 ± 5	°C
Electrostatic Discharge	ESD	4K	V

Electro-Optical Characteristics (T_a = 25°C)

Characteristics	Symbol	Test Condition	Minimum	Typical	Maximum	Unit
Forward Voltage	V _F	I _F = 20 mA	–	3.5	4.0	V
Reverse Current	I _R	V _R = 5V	–	–	50	μA
Luminous Intensity	I _V	I _F = 20 mA	1800	2250	–	mcd
Wavelength = 550 nm						
Chromaticity Coordinates	x	I _F = 10 mA	–	0.29	–	
	y	I _F = 10 mA	–	0.28	–	
Full Viewing Angle	θ	I _V = 1/2 Peak	–	35	–	degree

Precaution

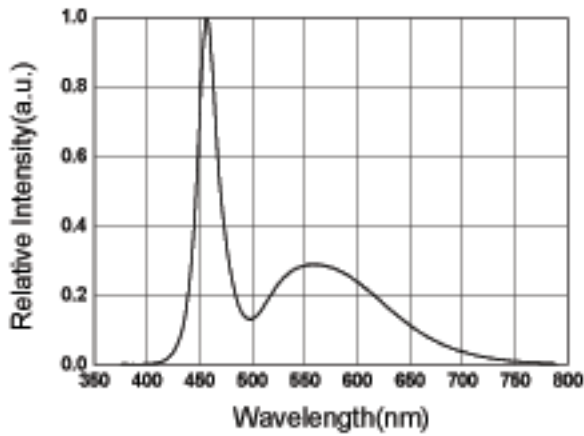
Please be careful of the following:

Absolute secure counter measures against static electricity and surge should be taken when handling these procedures. It is recommended to use wrist band or antistatic gloves when handling these LEDs.

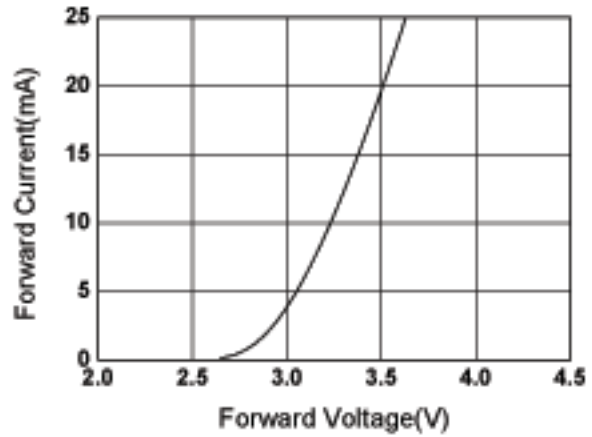
Product specifications contained herein may be changed without prior notice.
It is therefore advisable to contact Purdy Electronics before proceeding with the design of equipment incorporating this product.



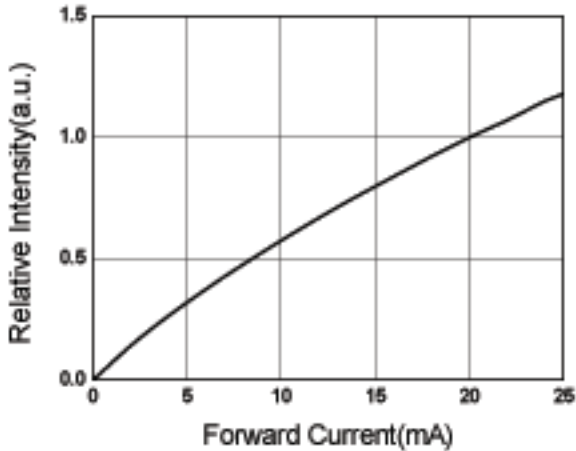
Relative Intensity vs. Wavelength



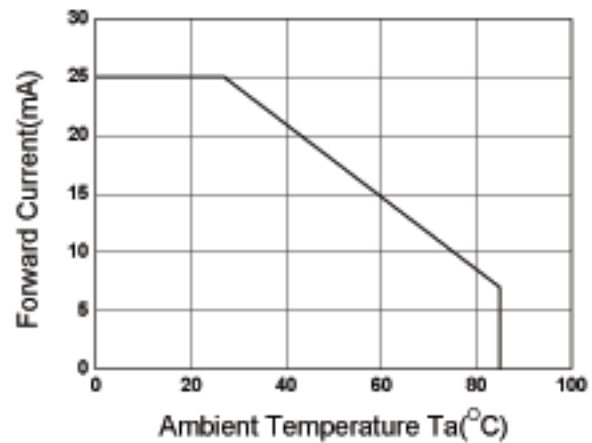
Forward Current vs. Forward Voltage



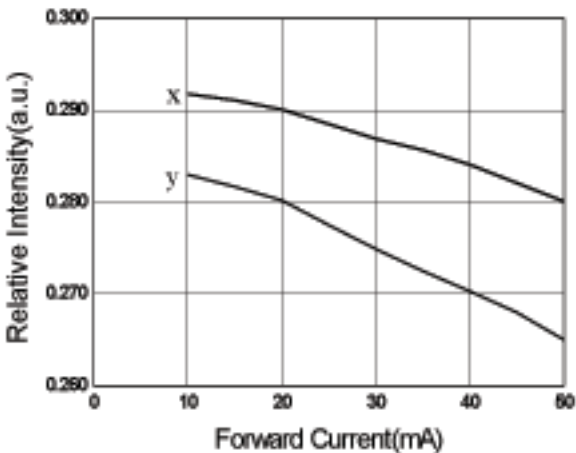
Relative Intensity vs. Forward Current



Forward Current vs. Ambient Temp.



Chromaticity Coordinate vs. Forward Current



Relative Intensity vs. Angle Displacement

