

# Surface Mount Fuses

Lead-Free Thin-Film

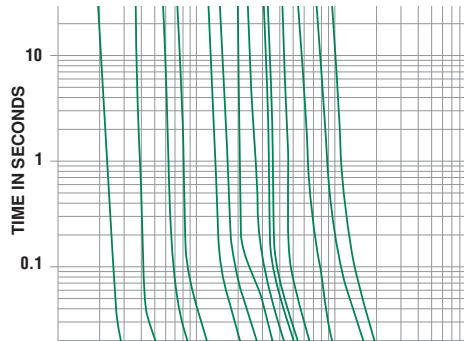
**RoHS** **Pb** **SlimLine™ Lead-Free 1206** Very Fast Acting Fuse 466 Series

**NEW**

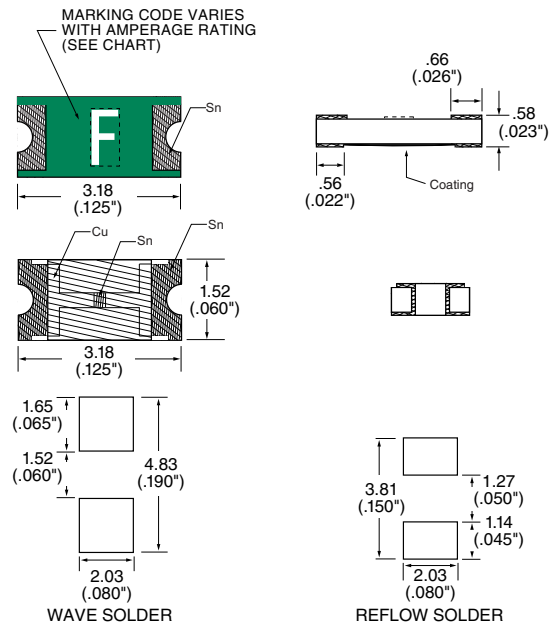
**UL**

**CS**

- RoHS compliant and Lead-Free.
- For new designs of 7 amp please consult 429 series.
- Product is compatible with lead-free solders and higher temperature profiles.
- Current ratings available up to 5A.
- High performance materials provide improved performance in elevated ambient temperature applications.
- Product is marked on top surface with code to allow amperage rating identification without testing.
- Low profile for height sensitive applications.
- Flat top surface for pick-and-place operations.
- Element covering material is resistant to industry standard cleaning operations.
- Mounting pad and electrical performance is identical to Littelfuse 429 and 433 Series products.
- Alloy based element construction provides superior inrush withstand characteristics (I<sup>2</sup>t) over ceramic or glass based 1206 chip fuse products.



**Reference Dimensions:**



**ELECTRICAL CHARACTERISTICS:**

% of Ampere Rating	Opening Time at 25°C
100%	4 hours, <b>Minimum</b>
200%	5 seconds, <b>Maximum</b>
300%	0.2 seconds, <b>Maximum</b>

**AGENCY APPROVALS:** Recognized under the Components Program of Underwriters Laboratories and Certified by CSA.

**AGENCY FILE NUMBERS:** UL E10480, CSA LR 29862

**INTERRUPTING RATINGS:**

0.125 – .375A	50A at 125 V AC/DC
0.5 – 2A	50A at 63 V AC/DC
2.5 – 3A	50A at 32 V AC/DC
4 – 5A	35A at 32 V AC/DC

**PHYSICAL SPECIFICATIONS:**

**Materials:** Body: Advanced High Temperature Substrate  
 Terminations: 100% Copper/Nickel/Tin  
 Element Cover Coat: Conformal Coating

**Soldering Parameters(see page 3 for soldering profile):**

Wave Solder — 260°C, 10 seconds max  
 Reflow Solder — 260°C, 30 seconds max

# Surface Mount Fuses

Lead-Free Thin-Film

**RoHS** **Pb** **SlimLine™ Lead-Free 1206** Very Fast Acting Fuse 466 Series

### ENVIRONMENTAL SPECIFICATIONS:

**Operating Temperature:** -55°C - + 90°C.

**Vibration:** Per MIL-STD-202F.

**Insulation Resistance (After Opening):** Greater than 10,000 ohms.

**Resistance to Soldering Heat:** Withstands 60 seconds above 200°C and up to 260°C, maximum

**Thermal Shock:** Withstands 5 cycles of -55° to 125°C.

### PACKAGING SPECIFICATIONS:

8mm Tape and Reel per EIA-RS481-2 (IEC 286, part 3); 5,000 per reel, add packaging suffix, NR.

### PATENTED

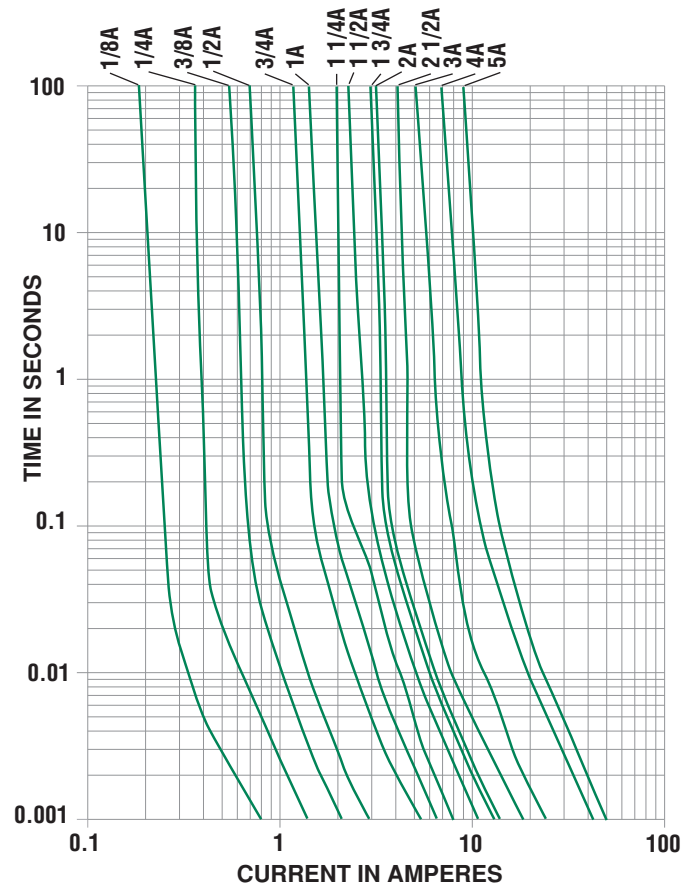
### ORDERING INFORMATION:

Catalog Number	Ampere Rating	Marking Code	Voltage Rating	Nominal Resistance Cold Ohms <sup>1</sup>	Melting I <sup>2</sup> t (A <sup>2</sup> Sec.) <sup>2</sup>
0466.125	.125	B	125	4.000	0.00040
0466.200	.2	C	125	1.150	0.00055
0466.250	.25	D	125	0.690	0.0010
0466.375	.375	E	125	0.350	0.0028
0466.500	.5	F	63	0.220	0.0060
0466.750	.75	G	63	0.105	0.0276
0466 001.	1	H	63	0.072	0.0423
0466 1.25	1.25	J	63	0.056	0.0640
0466 01.5	1.5	K	63	0.046	0.1103
0466 1.75	1.75	L	63	0.037	0.1323
0466 002.	2	N	63	0.031	0.2326
0466 02.5	2.5	O	32	0.023	0.3516
0466 003.	3	P	32	0.020	0.5760
0466 004.	4	S	32	0.014	1.024
0466 005.	5	T	32	0.011	1.600

<sup>1</sup> Measured at 10% of rated current, 25°C.

<sup>2</sup> Measured at rated voltage.

Average Time Current Curves



# Mouser Electronics

Authorized Distributor

Click to View Pricing, Inventory, Delivery & Lifecycle Information:

## Littelfuse:

[0466003.NR](#) [0466.750NR](#) [0466001.NR](#) [0466.125NR](#) [0466.500NR](#) [0466.250NR](#) [046602.5NR](#) [0466.200NR](#)  
[0466.375NR](#) [0466002.NR](#) [04661.75NR](#) [0466005.NR](#) [04661.25NR](#) [046601.5NR](#) [0466004.NR](#) [0466.375NRHF](#)  
[046601.5NRHF](#) [0466002.WR](#) [0466002.NRHF](#) [046602.5WR](#) [0466.125WR](#) [04661.25NRHF](#) [0466001.NRHF](#)  
[046602.5NRHF](#) [0466.125NRHF](#) [0466.250NRHF](#) [0466.750NRHF](#) [0466.500NRHF](#) [0466.200NRHF](#) [0466004.NRHF](#)  
[0466003.NRHF](#) [0466005.NRHF](#) [04661.75NRHF](#)