BUSSMANN electronic fuses

COOPER Electronic Technologies

Fuseholders

HTB Panel Mount Series

Description

- For 1/4" x 1-1/4" and 5mm x 20mm fuses
- All holder bodies have the option of using 1/4" x 1-1/4" or 5mm x 20mm carriers
- Withstands 15 to 20 lbs-in torque to mounting nut when mounting fuseholder to panel
- High temperature, flame retardant, Thermoplastic meets UL 94 VO

Agency Information

- UL Recognized: IZLT2, E14853
- CSA Component Acceptance: Class 6225-01, File 47235

SPECIFICATIONS				
Product Code	**Current Rating**	**Voltage Rating**	**Fuse Size**	**Quick Connect**
HTB-X2I	15A	250V	1/4" x 1-1/4"	3/16"
HTB-X4I	15A	250V	1/4" x 1-1/4"	3/16"
HTB-X6I	20A	250V	1/4" x 1-1/4"	1/4"
HTB-X8I	20A	250V	1/4" x 1-1/4"	1/4"
HTB-X2M	15A	250V	5mm x 20mm	3/16"
HTB-X4M	15A	250V	5mm x 20mm	3/16"
HTB-X6M	16A	250V	5mm x 20mm	1/4"
HTB-X8M	16A	250V	5mm x 20mm	1/4"

Maximum Panel Thickness		
Body Type	**Inch**	**Millimeters**
HTB-2	0.30	7.62
HTB-3	0.30	7.62
HTB-4	0.125	3.18
HTB-5	0.125	3.18
HTB-6	0.30	7.62
HTB-8	0.125	3.18
HTB-9	0.125	3.18

Replacement Parts

HTB-2, -3, -4, -5 and -8

BK/1A4287-1
Plastic Nut

HTB-2, -3, -4, and -5

BK/1A4806-2
Metal Nut

HTB-6

BK/1A3322
Metal Nut

Mounting Dimensions

HTB-2, -3, -4, -5, and -6

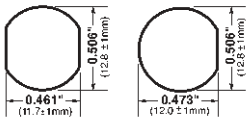

HTB-8, and -9

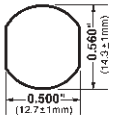

Dimensional Data

Knob Type Carrier Common Dimensional Data: Length (Knob Type) - 1.69″ (42.9mm) Plus In-Line Terminal (Screwdriver Slotted) 1.75″ (44.5mm) NOTE: Plus In-Line Terminal	Maximum Panel Thickness	Terminal Options: Solder/ 3/16″ Quick-Connect		Terminal Options: 1/4″ Quick-Connect		Carrier Options	
		In-Line	Rt. Angle	In-Line	Rt. Angle	1/4″ x 1 1/4″ ("I" Equals Inches) Knob	5mm x 20mm ("M" Equals Metric) Knob
		0.34" (8.7mm)	0.33" (8.3mm)	0.47" (11.9mm)	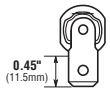 0.45" (11.5mm)		
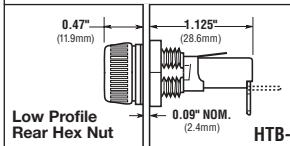 0.47" (11.9mm) 1.125" (28.6mm) 0.09" NOM. (2.4mm) **Low Profile Rear Hex Nut** **HTB-2**	0.30″ 7.62mm	HTB-22I	HTB-24I	HTB-26I	HTB-28I	✓	—
		HTB-22M	HTB-24M	HTB-26M	HTB-28M	—	✓
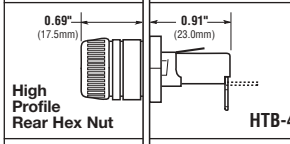 0.69" (17.5mm) 0.91" (23.0mm) **High Profile Rear Hex Nut** **HTB-4**	0.125″ 3.18mm	HTB-42I	HTB-44I	HTB-46I	HTB-48I	✓	—
		HTB-42M	HTB-44M	HTB-46M	HTB-48M	—	✓
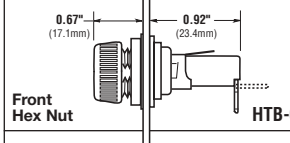 0.67" (17.1mm) 0.92" (23.4mm) **Front Hex Nut** **HTB-6**	0.30″ 7.62mm	HTB-62I	HTB-64I	HTB-66I	HTB-68I	✓	—
		HTB-62M	HTB-64M	HTB-66M	HTB-68M	—	✓
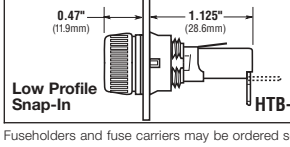 0.47" (11.9mm) 1.125" (28.6mm) **Low Profile Snap-In** **HTB-8**	0.125″ 3.18mm	HTB-82I	HTB-84I	HTB-86I	HTB-88I	✓	—
		HTB-82M	HTB-84M	HTB-86M	HTB-88M	—	✓

Fuseholders and fuse carriers may be ordered separately.

Dimensional Data

Knob Type Carrier Common Dimensional Data: Length (Knob Type) - 1.69″ (42.9mm) Plus In-Line Terminal (Screwdriver Slotted) 1.75″ (44.5mm) NOTE: Plus In-Line Terminal	Maximum Panel Thickness	Terminal Options				Carrier Options	
		Solder/ 3⁄16″ Quick-Connect		1⁄4″ Quick-Connect			
		In-Line	Rt. Angle	In-Line	Rt. Angle	1⁄4″ × 1 1⁄4″ (“I” Equals Inches)	5mm × 20mm (“M” Equals Metric)
						Screwdriver	Screwdriver
		0.34" (8.7mm)	0.33" (8.3mm)	0.47" (11.9mm)	0.45" (11.5mm)		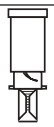
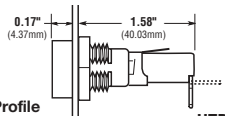 **Low Profile Rear Hex Nut** **HTB-3**	0.30″ 7.62mm	HTB-32I	HTB-34I	HTB-36I	HTB-38I	✓	—
		HTB-32M	HTB-34M	HTB-36M	HTB-38M	—	✓
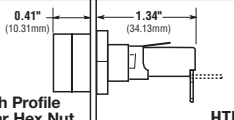 **High Profile Rear Hex Nut** **HTB-5**	0.125″ 3.18mm	HTB-52I	HTB-54I	HTB-56I	HTB-58I	✓	—
		HTB-52M	HTB-54M	HTB-56M	HTB-58M	—	✓
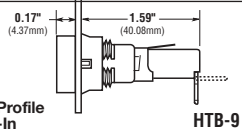 **Low-Profile Snap-In** **HTB-9**	0.125″ 3.18mm	HTB-92I	HTB-94I	HTB-96I	HTB-98I	✓	—
		HTB-92M	HTB-94M	HTB-96M	HTB-98M	—	✓

Fuseholders and fuse carriers may be ordered separately.

Ordering Information

		HTB-				**S**	**P**
Packing **(Blank)** – Std. **BK/** – Bulk		**Product Symbol**			**Fuse Carrier** **I —** 1⁄4″ x 1-1 1⁄4″ **M —** 5mm x 20mm	**Splash Proof** (Optional on -2, -4, -6, and -8)	

Body Configuration and Mounting Finger Grip Holders
2 — Low Profile (Rear Panel Hex-Nut)
4 — High Profile
***6 —** (Front Panel Hex-Nut)
8 — Low Profile (Snap-In)
Screwdriver Slotted Holders
3 — Low Profile
5 — High Profile
9 — Low Profile (Snap-In)

Rear Terminal Configuration
2 — Solder/3⁄16″ Quick-Connect (In-Line)
4 — Solder/3⁄16″ Quick-Connect (Right Angle)
6 — 1⁄4″ Quick-Connect (In-Line)
8 — 1⁄4″ Quick-Connect (Right Angle)

FUSE CARRIER ONLY

Packaging **(Blank)** – Std. **BK/** – Bulk	**Product Symbol** **FT —** Knob Type (For 20, 40, 60, and 80 Series Only) **ST —** Screwdriver Slotted (For 30, 50, and 90 Series Only)	**Fuse Carrier** **I —** 1⁄4″ x 1 1⁄4″ **M —** 5mm x 20mm

***Profile varies with panel thickness. Holder installs thru rear of panel.**

PACKAGING CODE	
Packaging Code	**Description**
Blank	10 pieces of fuseholders packed into a carton
BK	100 pieces of fuseholders packed into a cardboard shelf package

OC-2580 5/02

© Cooper Electronic Technologies 2002

Visit us on the Web at www.cooperET.com
3601 Quantum Boulevard Boynton Beach, Florida 33426-8638
Tel: +1-561-752-5000 Toll Free: +1-888-414-2645 Fax: +1-561-742-1178

This bulletin is intended to present product design solutions and technical information that will help the end user with design applications. Cooper Electronic Technologies reserves the right, without notice, to change design or construction of any products and to discontinue or limit distribution of any products. Cooper Electronic Technologies also reserves the right to change or update, without notice, any technical information contained in this bulletin. Once a product has been selected, it should be tested by the user in all possible applications.