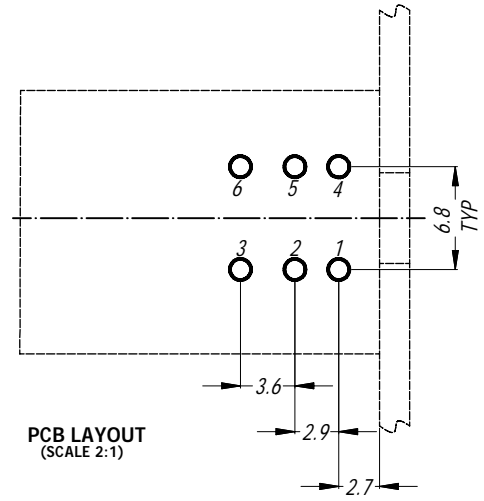
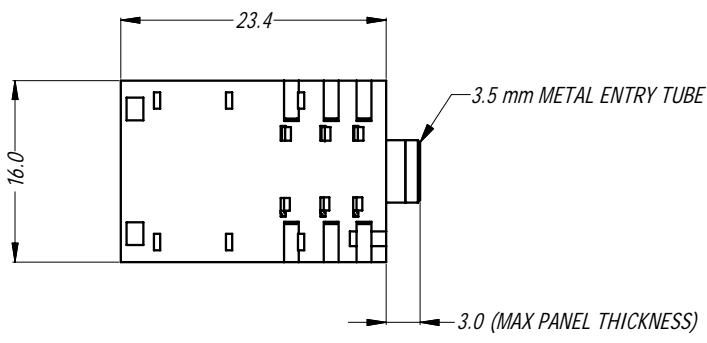
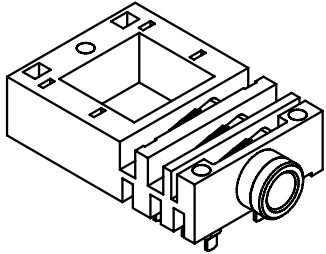
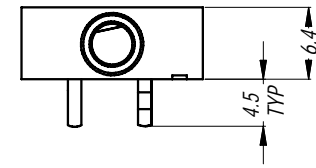
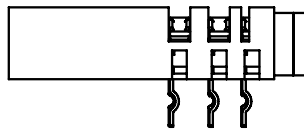
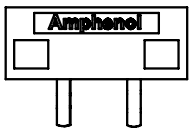
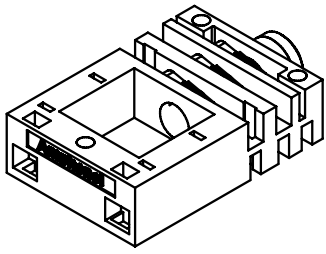


PANEL CUTOUT
(SCALE 1:1)



PCB LAYOUT
(SCALE 2:1)



3D VIEW

REV	DESCRIPTION	BY	DATE	CHG NOTE
0	FIRST ISSUED	M.H	09/02/09	8798
1	CORRECT PCB PROFILE FROM STRAIGHT TO RETAINER STYLE, REF LOCATION 4D	MH	24/01/11	8978

REVISION HISTORY

UNLESS OTHERWISE SPECIFIED TOLERANCE TO BE:		THIS DOCUMENT IS THE PROPERTY OF AMPHENOL AUSTRALIA PTY. LTD. NO PART THEREOF MAY BE REPRODUCED AND USED WITHOUT THE PRIOR WRITTEN CONSENT OF THE OWNER			
LINER	ANGULAR	CAD FILE:	DRN:	DATE:	
X ±	X' ± 1	55010385000111	T.N	28/09/06	
X.X ±	X.X' ± 30°	MATL:	M.H	DATE:	24/01/11
X.XX ±	X.X'X' ± 15°	DO NOT SCALE	P.M	DATE:	24/01/11
BREAK ALL SHARP EDGES AND REMOVE ALL BURRS		FINISH:	REFER TO COMPONENT		
DIMENSIONS IN MILIMETRES		SCALE:	3:2	PART No:	SEE TABLE

TITLE: 3.5mm HORIZONTAL JACK		Amphenol	
		Amphenol Australia Pty.Ltd. 2 Fiveways Blvd, Keysborough, Vic3173	
DRAWING NO.	55010385-001-1	SHEET	1/1

ACJS-NH35	3.5mm STEREO PHONE JACK
ACJM-NH35	3.5mm MONO PHONE JACK
PART NUMBER	DESCRIPTION



THIRD ANGLE PROJECTION

Mouser Electronics

Authorized Distributor

Click to View Pricing, Inventory, Delivery & Lifecycle Information:

[Amphenol:](#)

[ACJM-NH35](#)