


EAM series

EAM -10 -000 -□

① ② ③ ④



- ① Model Name
- ② Rated Current
- ③ Line to ground capacitor code: See table 1.1.

table 1.1 Line to ground capacitor code

Code	Leakage Current (Input 125/250V 60Hz)	Line to ground capacitor (nominal value)
000	5 μ A / 10 μ A max	Not Provided
101	12.5 μ A / 25 μ A max	100pF
221	25 μ A / 50 μ A max	220pF
331	37.5 μ A / 75 μ A max	330pF
471	50 μ A / 100 μ A max	470pF

* When the line to ground capacitor code is different, the attenuation characteristic is different.

- ④ Options
- D: DIN rail installation type

* The dimensions change when the option is set. Refer to External view.

Features of EAM series

Small, Low leakage current type (1-Stage filter)

- Single Phase 250 VAC
 - Small-size
 - Quick and easy push-down terminal
- Just connect the wires, push-down and tighten the screws with a screwdriver**

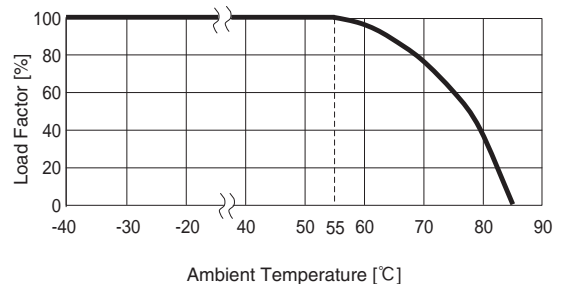
Specifications

No.	Items	EAM-03-000	EAM-06-000	EAM-10-000	EAM-16-000	EAM-20-000	EAM-30-000
1	Rated Voltage[V]	AC 1 ϕ 250 / DC250					
2	Rated Current[A]	3	6	10	16	20	30
3	Test Voltage (Terminal-Mounting Plate)	2,500 VAC (Cutoff Current = 20mA), 1 minute at room temperature and humidity					
4	Isolation Resistance (Terminal-Mounting Plate)	500 VDC 500M Ω min at room temperature and humidity					
5	Leakage current 125/250V 60Hz	5 μ A/10 μ A max					
6	DC resistance	180m Ω max	110m Ω max	40m Ω max	20m Ω max	10m Ω max	6m Ω max
7	Safety agency approval temperatures	-25 to +85 $^{\circ}$ C (Refer to Derating Curve)					
8	Operating temperature	-40 to +85 $^{\circ}$ C (Refer to Derating Curve)					
9	Operating humidity	20 to 95%RH (Non condensing)					
10	Storage temperature/humidity	-40 to +85 $^{\circ}$ C/20 to 95%RH (Non condensing)					
11	Vibration	10 to 55Hz, 19.6m/s 2 (2G), 3min. Period, 1hour each X, Y and Z axis					
12	Impact	196.1m/s 2 (20G), 11ms Once each X, Y and Z axis					
13	Safety agency approvals	UL1283, CSA C22.2 No.8 (C-UL), DIN EN60939 VDE0565 Teil3-1, ENEC (At only AC input)					
14	Case size (without projection) /Weight	39X30X85 mm [1.54X1.18X3.35 inches] (W X H X D) /170g max (Option : -D refer to external view)					

Circuit Diagram



Derating Curve



External view

This product is shipped in the following condition, because it is equipped with push-down terminals.

- ① The terminal cover is retracted inside the unit.
- ② The screws for connecting the terminals are held in the up right position.

Standard Type



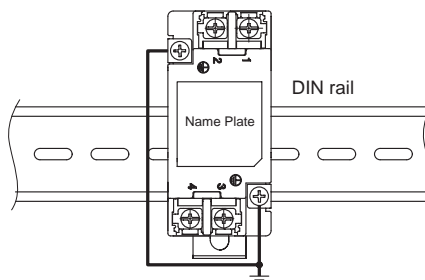
DIN rail installation Type



■ Note when installing the EMI/EMC Filter on a DIN rail.

When the EMI/EMC Filter is grounded through the DIN rail, the proper noise attenuation may not be achieved.

Be sure to connect the protection earth (PE) of the EMI/EMC Filter body to the earth.



Mouser Electronics

Authorized Distributor

Click to View Pricing, Inventory, Delivery & Lifecycle Information:

Cosel:

[EAM-10-221](#) [EAM-10-221-D](#) [EAM-10-331](#) [EAM-20-000-D](#) [EAM-30-000](#) [EAM-30-000-D](#) [EAM-10-000-D](#) [EAM-10-101](#) [EAM-10-101-D](#) [EAM-16-000](#) [EAM-16-000-D](#) [EAM-20-000](#) [EAM-06-221-D](#) [EAM-06-331](#) [EAM-06-331-D](#) [EAM-06-471](#) [EAM-06-471-D](#) [EAM-10-000](#) [EAM-03-471-D](#) [EAM-06-000](#) [EAM-06-000-D](#) [EAM-06-101](#) [EAM-06-101-D](#) [EAM-06-221](#) [EAM-03-101-D](#) [EAM-03-221](#) [EAM-03-221-D](#) [EAM-03-331](#) [EAM-03-331-D](#) [EAM-03-471](#) [EAM-30-331-D](#) [EAM-30-471](#) [EAM-30-471-D](#) [EAM-03-000](#) [EAM-03-000-D](#) [EAM-03-101](#) [EAM-20-471-D](#) [EAM-30-101](#) [EAM-30-101-D](#) [EAM-30-221](#) [EAM-30-221-D](#) [EAM-30-331](#) [EAM-20-101-D](#) [EAM-20-221](#) [EAM-20-221-D](#) [EAM-20-331](#) [EAM-20-331-D](#) [EAM-20-471](#) [EAM-16-221-D](#) [EAM-16-331](#) [EAM-16-331-D](#) [EAM-16-471](#) [EAM-16-471-D](#) [EAM-20-101](#) [EAM-10-331-D](#) [EAM-10-471](#) [EAM-10-471-D](#) [EAM-16-101](#) [EAM-16-101-D](#) [EAM-16-221](#)