COOPER Bussmann

Subminiature Fuses

SS-5 Series, Time-Delay

HALOGEN HF FREE · RoHS 2002/95/EC · Pb

Description

- Time-delay subminiature fuse with low breaking capacity
- Plastic cap and base, flammability UL 94V0
- Lead wire with tin-plated copper, diameter 0.6mm
- Protects against harmful overcurrents in primary and secondary applications
- Small rectangular-leaded design minmizes board space and eliminates need for additional mounting components (BK/PCS holder optional if field replacement is desirable)
- Designed to IEC 60127-3 Sheet 4 (400mA - 4A) and extension 5A, 6.3A

Electrical Characteristics								
Rated	1.5 xI_n	2.1 xI_n	2.75 xI_n		4 xI_n		10 xI_n	
Current	min	max	min	max	min	max	min	max
400mA-6.3A	1hr	2 min	400 mS	10 Sec.	150 mS	3 Sec.	20 mS	150 mS

Agency Information

- cURus: File E19180, Guide JDYX2/JDYX8
- VDE: File 40015513
- SEMKO: File 807650, 808892
- CQC: File CQC08012025533
- PSE: File JET1641-31007-1001, JET1641-31007-1002
- EK-MARK: File SU05011-8001, SU05011-8002, SU05011-8003

Specifications

- Solderability: EIA-186-9E Method 9
- High frequency vibration: MIL-STD-202F, Method 201A
- Operating temperature: -40°C to +125°C
- Soldering heat resistance: 260°C, 10 sec. max (IEC 60068-2-20)

Ordering

- Specify product and packaging code (i.e., SS-5-1A-AP)

Dimensions - mm / [inches]

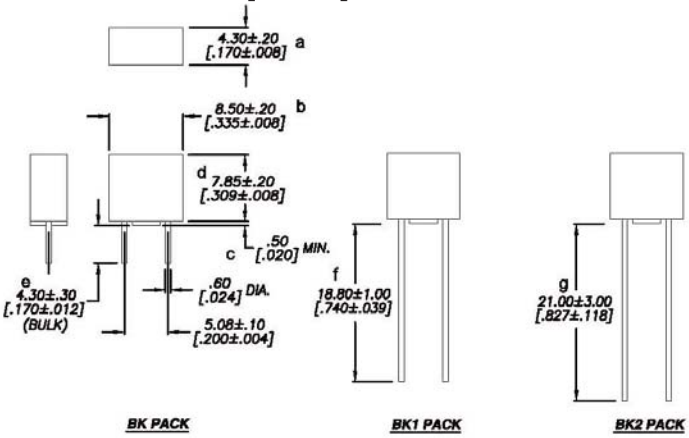



Packaging - mm / [inches]

AP

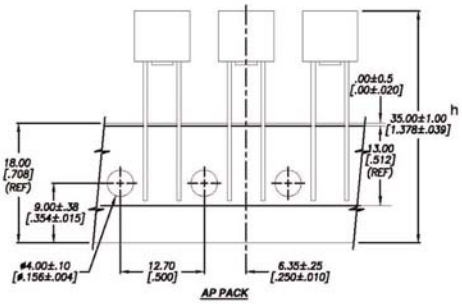

AP1

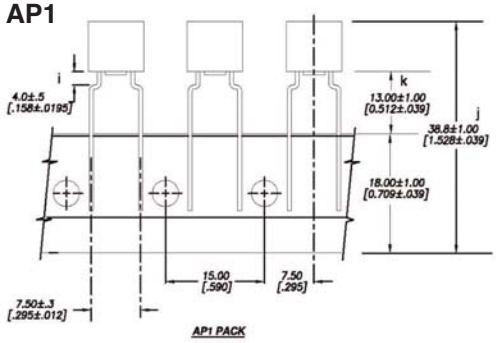

Mounting Socket (RoHS compliant)

- Available as option. Specify catalog number BK/PCS (In bulk 100 per bag)

Socket (PCS)

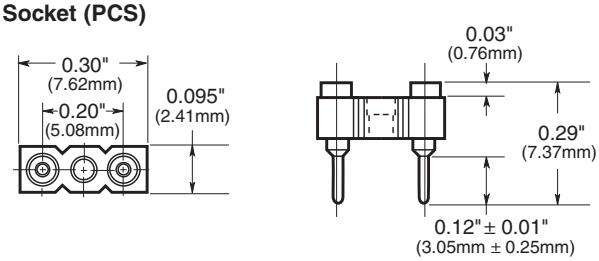

Specifications

Catalog Number	Voltage Rating (Vac)	Interrupting Rating (amps) @ Rated Voltage (50Hz)**	Typical DC Cold Resistance (mΩ)***	Typical Melting I^2t†	Typical Voltage Drop@1I_n (mV)‡	Agency Approvals					
						VDE	SEMKO	cRUus	CQC	EK-MARK	PSE
SS-5-400mA	250	35	330	1.67	147	X		X	X	X	
SS-5-500mA	250	35	257.5	1.79	151.5	X	X	X	X	X	
SS-5-630mA	250	35	140	1.51	100.5	X	X	X	X	X	
SS-5-800mA	250	35	118	4.21	110.5	X	X	X	X	X	
SS-5-1A	250	35	80.75	7.4	94.5	X	X	X	X	X	X
SS-5-1.25A	250	35	624	12.75	93.5	X	X	X	X	X	X
SS-5-1.6A	250	35	41	23	71.5	X	X	X	X	X	X
SS-5-2A	250	35	31.15	29.8	75	X	X	X	X	X	X
SS-5-2.5A	250	35	24.30	40.3	74.5	X	X	X	X	X	X
SS-5-3.15A	250	35	16.75	67	62.5	X	X	X	X	X	X
SS-5-4A	250	40	12.75	87	65.4	X	X	X	X	X	X
*SS-5-5A	250	50	7.35	120	43	X	X	X	X	X	X
*SS-5-6.3A	250	63	7.40	176	59	X	X	X	X	X	X

*Conducting path min. 0.2mm²
**Interrupting ratings: 400mA-3.15A were measured at 35A, 95%-100% of PF on AC; 4A, 5A & 6.3A measured at 10x Rated Current, 95%-100% of PF on AC.
***Typical cold resistance measured at <10% of rated current.
†I^2t value is measured at 10I_n DC.
‡ Typical voltage drop measured at 20°C ambient temperature at rated current.

Time-Current Curve

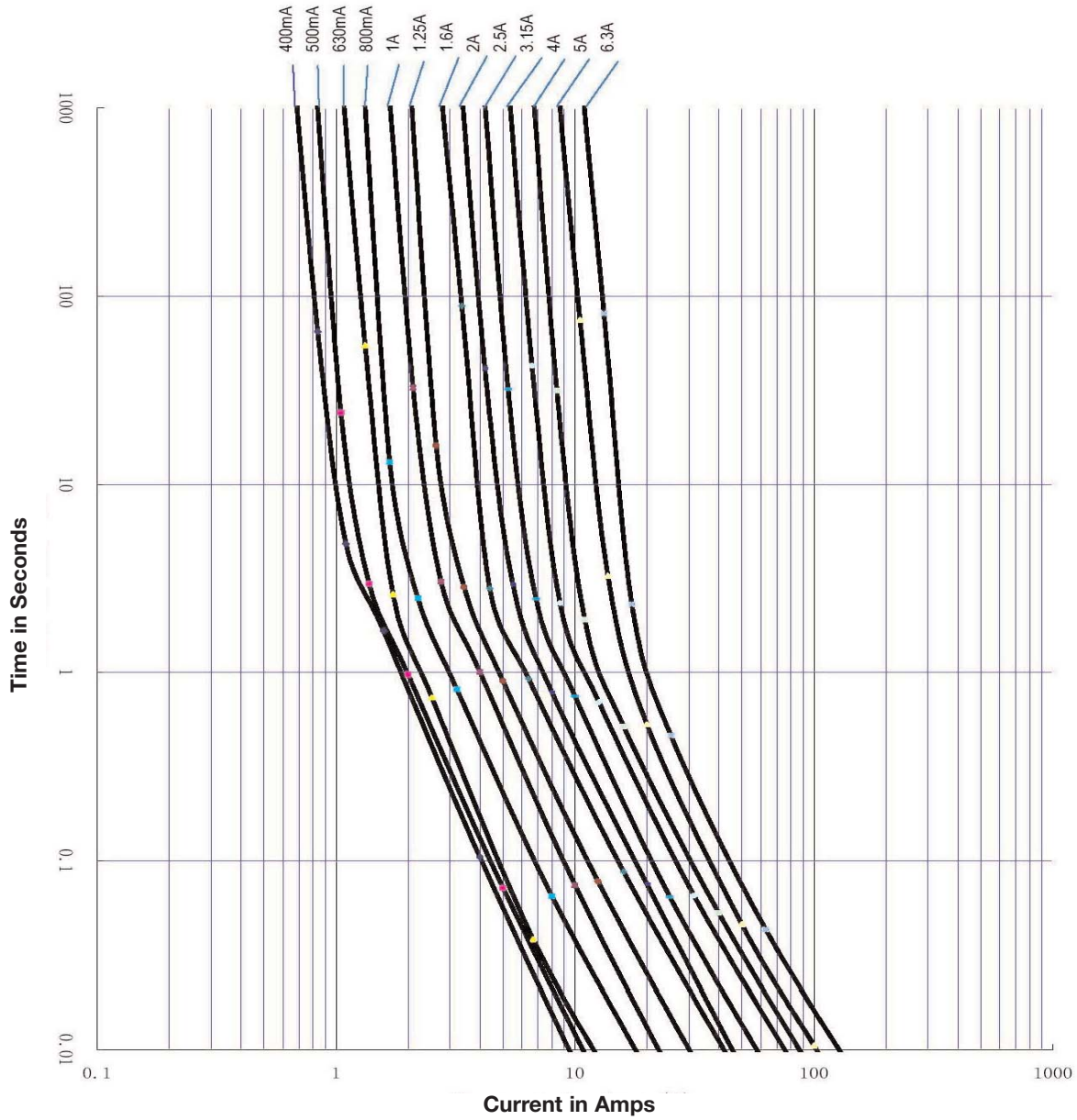

Packaging Code	
Packaging Suffix	**Description**
-BK	200 fuses in polybag, Lead L = 4.3 ± 0.3
-BK1	200 fuses in polybag, Lead L = 18.8 ± 1.0
-BK2	200 fuses in polybag, Lead L = 21 ± 3.0
-AP	1000 fuses Ammo Pack, Pitch = 12.7
-AP1	1000 fuses Ammo Pack, Pitch = 15

The only controlled copy of this Data Sheet is the electronic read-only version located on the Cooper Bussmann Network Drive. All other copies of this document are by definition uncontrolled. This bulletin is intended to clearly present comprehensive product data and provide technical information that will help the end user with design applications. Cooper Bussmann reserves the right, without notice, to change design or construction of any products and to discontinue or limit distribution of any products. Cooper Bussmann also reserves the right to change or update, without notice, any technical information contained in this bulletin. Once a product has been selected, it should be tested by the user in all possible applications.

Life Support Policy: Cooper Bussmann does not authorize the use of any of its products for use in life support devices or systems without the express written approval of an officer of the Company. Life support systems are devices which support or sustain life, and whose failure to perform, when properly used in accordance with instructions for use provided in the labeling, can be reasonably expected to result in significant injury to the user.

© 2009 Cooper Bussmann
St. Louis, MO 63178
www.cooperbussmann.com

COILTRONICS® COOPER Bussmann® PowerStor®

Mouser Electronics

Authorized Distributor

Click to View Pricing, Inventory, Delivery & Lifecycle Information:

Cooper Bussmann:
SS-5-5A-BK SS-5-5A-AP SS-5-3.15A-BK SS-5-3.15A-AP SS-5-630MA-AP SS-5-800MA-AP SS-5-500MA-AP SS-5-800MA-BK SS-5-630MA-BK SS-5-500MA-BK SS-5-2A-BK SS-5-2A-AP SS-5-4A-AP SS-5-4A-BK SS-5-1A-AP SS-5-1A-BK SS-5-1.25A-BK SS-5-1.25A-AP SS-5-1.6A-AP SS-5-1.6A-BK TVSS-5-01 TVSS-5 SS-5-2.5A-BK SS-5-2.5A-AP SS-5-60MA-AP SS-5-6-3A-AP SS-5-6-3A-BK