


High-Intensity Blue-Green LED in Plastic T-1³/₄ Package



OVLGC0Cx B9

- Narrow Beam Angle
- High Luminous Intensity
- Water Clear Plastic Package
- Blue-green (505nm)

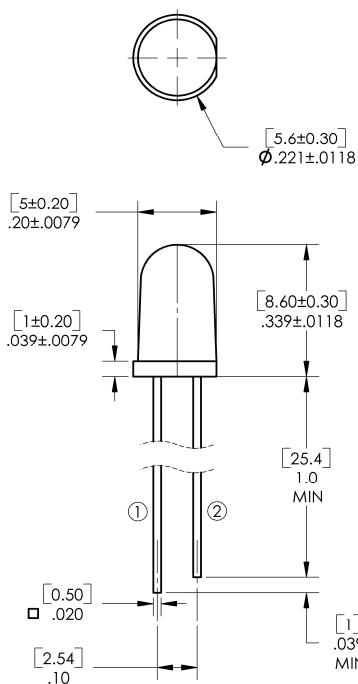


The OVLGC0Cx B9 is a high intensity InGaN LED mounted in a clear plastic T-1³/₄ package. The device incorporates an integral molded lens that enables a narrow beam angle and provides an even emission pattern. Designed to produce light over a wide range of drive currents, this LED is useful in applications requiring higher on-axis brightness than that achievable with standard lamps.

Applications

- Indoor/Outdoor Applications
- Message Boards
- Store Front Signage
- Indicators

Part Number	Material	Emitted Color	Intensity Typ. mcd	Lens Color
OVLGC0C4B9	InGaN	Blue-Green	5000	Water Clear
OVLGC0C5B9			6300	
OVLGC0C6B9			8000	



1 ANODE 2 CATHODE

DIMENSIONS ARE IN INCHES AND [MILLIMETERS].



OPTEK reserves the right to make changes at any time in order to improve design and to supply the best product possible.

T-1³/₄ High-Intensity Blue-Green LED

OVLGC0CxB9



Absolute Maximum Ratings

T_A = 25°C unless otherwise noted

Storage Temperature Range	-40 ~ +100 °C
Operating Temperature Range	-40 ~ +85 °C
Reverse Voltage	5 V
Continuous Forward Current ²	25 mA
Peak Forward Current (10% Duty Cycle, 1KHz)	100 mA
Power Dissipation	100 mW
Lead Soldering Temperature (3mm from the base of the epoxy bulb) ¹	260 °C
Electrostatic Discharge	150 V

Note:

1. Solder time less than 5 seconds at temperature extreme.

Electrical Characteristics

T_A = 25°C unless otherwise noted

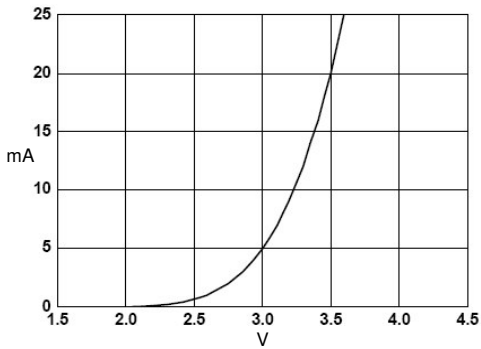
SYMBOL	PARAMETER	MIN	TYP	MAX	UNITS	CONDITIONS	
I _v	Luminous Intensity	x = 4	3200	5000	----	mcd	I _F = 20mA
		5	4000	6300	----		
		6	5000	8000	----		
V _F	Forward Voltage	----	3.5	4.0	V	I _F = 20mA	
I _R	Reverse Current	----	----	50	μA	V _R = 5V	
λ _P	Peak Wavelength	----	502	----	nm	I _F = 20mA	
λ _D	Dominant Wavelength	----	505	----	nm	I _F = 20mA	
2Θ _{1/2} H-H	50% Power Angle	----	6	----	deg	I _F = 20mA	

T-1³/₄ High-Intensity Blue-Green LED

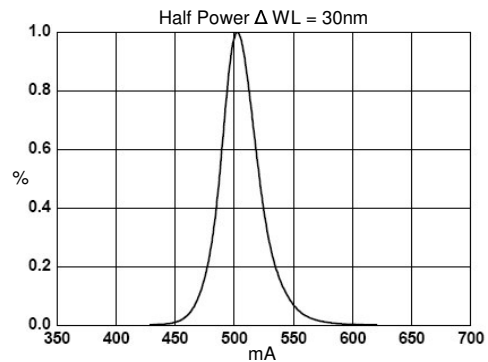
OVLGC0Cx9



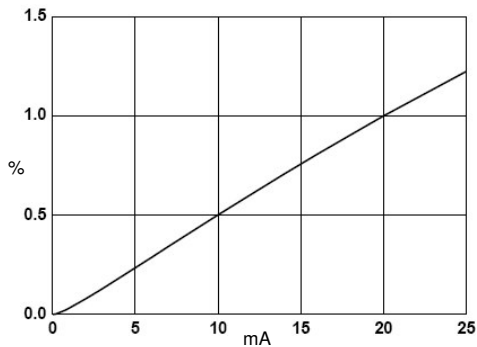
Typical Electro-Optical Characteristics Curves



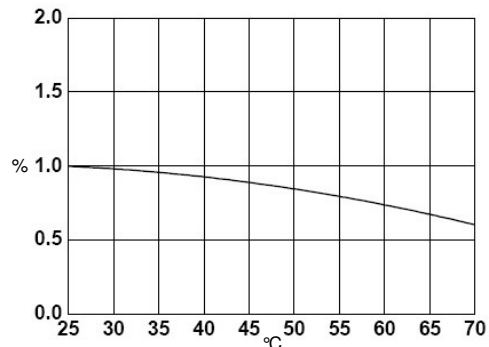
Forward Current vs. Forward Voltage



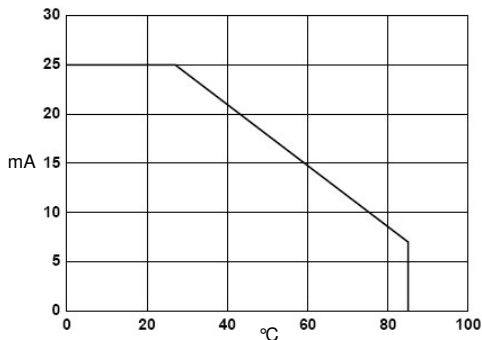
Relative Luminous Intensity vs. Wavelength



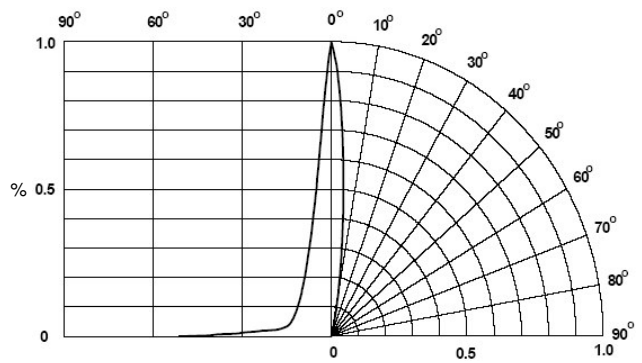
Relative Luminous Intensity vs. Forward Current



Relative Luminous Intensity vs. Ambient Temperature



Forward Current vs. Ambient Temperature



Relative Intensity vs. Radiation Angle

