



Bulletin 700-HC

- Standard, Gold, or Gold Bifurcated Contacts
- 1 A, 3 A, and 5 A Contact Ratings
- 4PDT
- Blade Style Terminals
- Optional Manual Operator
- Optional LED
- Ice Cube Style Relay

TABLE OF CONTENTS

Description	Page	Description	Page
Product Selection	68	Specifications	70
Accessories	69	Approximate Dimensions	71

Description

The Bulletin 700-HC General Purpose Ice Cube Style Relays feature a plug-in square base with blade style terminals. The 1 A version relays feature gold bifurcated contacts to increase the switching reliability at lower power levels. All relays have opposite polarity arc barriers as a standard feature. Coils are available in a variety of AC and DC voltages.

Conformity to Standards:

EN 60947-4-1
EN 60947-5-1
IEC 947
CSA 22.2
UL 508

Approvals:


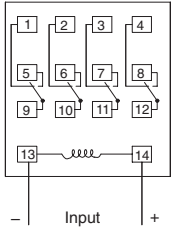
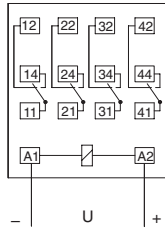
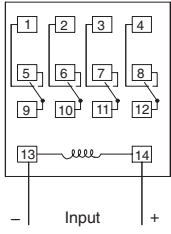
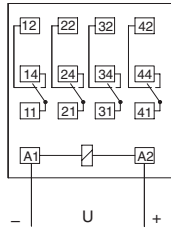
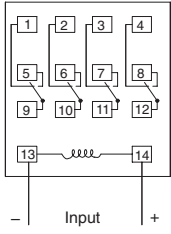
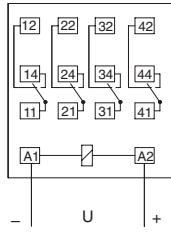
CSA Certified, File LR701700
UL Recognized, File E14840
Guide NLDX 2
CE Marked (per EU Low Voltage
Directive 73/23 EEC 93/68 EEC)

Your order must include:






- Cat. No. of the plug-in relay plus suffixes of selection options.
- Cat. No. of socket required.
- If required, Cat. No. of any accessories.

Bulletin 700-HC
Interposing/Isolation Relays
Product Selection

Bulletin 700-HC Miniature Square Base with Blade Terminals

	Description	Contact Rating	Wiring Diagrams		Coil Voltage	Cat. No. ① ②	Factory-stocked Item
			U.S./Canada	International			④
	4PDT 4-Pole 4 Form C Contacts: 1 A = Au/Ag Bifurcated Gold Contacts Sockets	1 A	 700-HN128	 700-HN103	12V DC	700-HC54Z12	
					24V DC	700-HC54Z24	✓
					24V AC	700-HC54A24	
					120V AC	700-HC54A1 ③	✓
	4PDT 4-Pole 4 Form C Contacts: 3 A = Au/Ag Gold Contacts Sockets	3 A (C300)	 700-HN128	 700-HN103	6V AC	700-HC14A06	
					12V AC	700-HC14A12	
					24V AC	700-HC14A24	✓
					120V AC	700-HC14A1 ③	✓
					240 AC	700-HC14A2	✓
					6V DC	700-HC14Z06	
					12V DC	700-HC14Z12	✓
	24V DC	700-HC14Z24 ③	✓				
	4PDT 4-Pole 4 Form C Contacts: 5 A = AgCdO Silver Contacts Sockets	5 A (C300)	 700-HN128	 700-HN103	48V DC	700-HC14Z48	
					110V DC	700-HC14Z1	
					6V AC	700-HC24A06	
12V AC					700-HC24A12		
24V AC					700-HC24A24 ③	✓	
120V AC					700-HC24A1 ③	✓	
240V AC					700-HC24A2	✓	
6V DC					700-HC24Z06		
12V DC	700-HC24Z12	✓					
24V DC	700-HC24Z24 ③	✓					
48V DC	700-HC24Z48	✓					
110V DC	700-HC24Z1						

- ① LED Option: Add suffix (-4) to the selected Bulletin 700-HC Relay Cat. No. except for the 240V AC units, add (-4L).
- ② Manual Operator and LED Option: Add suffix (-1-4) to the selected Bulletin 700-HC Relay Cat. No., except for the 240V AC units, add (-1-4L).
- ③ Bulk Package Option: Relay can be purchased at discounted prices in bulk quantities of 50. Add suffix (-99) to the selected relay Catalog Number.
- ④ Single Pack

	Description	Pkg. Qty.	Cat. No.	Factory-stocked Item
 Cat. No. 700-HN103	Screw Terminal Socket – Panel or DIN Rail Mounting. Guarded Terminal Construction 14-blade miniature socket for use with Bulletin 700-HC relays.	1	700-HN103	✓
 Cat. No. 700-HN128	Screw Terminal Base Sockets – Panel or DIN Rail Mounting. Open Style Construction 14-blade miniature socket for use with Bulletin 700-HC relays. Order must be for 10 sockets or multiples of 10.	10	700-HN128	✓
 Cat. No. 199-DR1	DIN Rail Mounting Pack Standard 35 x 7.5 mm DIN Rail, 1 meter long, 10 rails per package. Order must be for 10 rails or multiples of 10.	10	199-DR1	✓
 Sample Retainer Clips	Retainer Clip for Cat. Nos. 700-HN103, and -HN128 Sockets with 700-HC Relays and Cat. Nos. 700-HN116, Sockets with Bulletin 700-HF DPDT Relays ① Secures relay in socket. Order must be for 10 clips or multiples of 10.	10	700-HN114	✓
	Pre-printed identification tags – contains 10 sheets of pre-printed and blank tags. Each sheet contains 13 sets of the markings CR...9CR, TR...9TR, M...9M, F, R, 1S, and 117 blank tags. Tags are peel-off with sticky backing for easy placement on relays.	10	700-N40	
	Blank identification tags – contains 10 sheets of blank identification tags for customer specialized printing. Each sheet contains 546 blank tags. Tags are peel-off with sticky backing for easy placement on relays.	10	700-N41	

① Bulletin 700-HC Miniature Square Base Relay, Socket, and Retainer Clip Reference Chart

Relay Type	Socket Cat. No.	Retainer Clip Cat. No.
700-HC	700-HN103 700-HN128	700-HN114 700-HN114

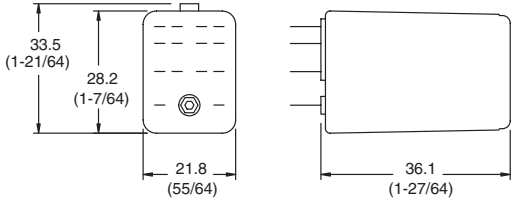
Bulletin 700-HC
Interposing/Isolation Relays
Specifications ❶

		Cat. No. 700-HC...					
		Electrical Ratings					
Pilot Duty Rating ❷		3 A, 5 A NEMA C300 (For 3 A/5 A only)					
Rated Thermal Current (I_{th})		1 A, 3 A and 5 A					
Rated Insulation Voltage (U_i)		250V IEC – 300V UL/CSA					
Contacts	Inductive	1 A		Hp	3 A/5 A		Hp
	120V AC 240V AC	▶][◀ 5 A —	◀][▶ 0.5 A —	1/16 1/16	▶][◀ 15 A 7.5 A	◀][▶ 1.5 A 0.75	1/10 1/6
	DC	30V DC, 1 A			30V DC, 3 A/5 A		
Permissible Coil Voltage Variation		85...110% of Nominal Voltage at 50 Hz 85...110% of Nominal Voltage at 60 Hz 80...110% of Nominal Voltage at DC					
Coil Consumption ±10%		50 Hz			60 Hz		
AC Coils	Inrush Sealed	2.4 VA 1.6 VA			2.1 VA 1.4 VA		
DC Coils		0.9 W					
Max. Allowable Leakage		25% of VA					
		10% of W					
		Design Specification/Test Requirements					
		Electrical					
Dielectric Withstand Voltage							
Pole-to-Pole		1500V					
Contact to Coil		1500V					
Contact to Frame		1500V					
Electrical Life		200,000 minimum					
		Mechanical					
Degree of Protection (Open Type) IEC 529		IP 20 (Guarded Terminal Sockets)					
Mechanical Life Operations		50 x 10 ⁶					
Switching Frequency Operations		1800/HR					
Coil Voltages		See Product Selection					
Operating Time (ms)	Max. Pickup	25					
	Max. Dropout	20					
Maximum Operating Rate		4 Ops/s					
		Environmental					
Temperature	Operating	–30...+55°C (–22...+131°F)					
	Storage	–55...+85°C (–67...+185°F)					
Altitude		2000 m (6560 ft)					
		Construction					
Insulating Material		Molded High Dielectric Material					
Enclosure		Transparent Dust Cover					
Contact Material		1 A – Bifurcated/Gold plated, Ag 3 A Gold Flashed, Ag/Au 5 A – Silver Cad. Ox., AgCdO					
Terminal Markings on Socket		In accordance with EN50 0005					
Sockets		700-HN103, -HN128					
Certifications		CE, UL, CSA					

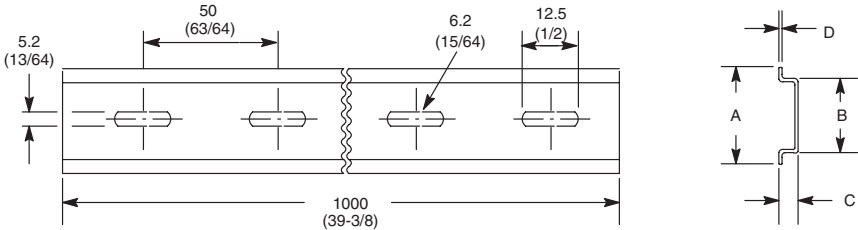
❶ Performance Data – See page Important-2, publication A113.

❷ NEMA Rating Chart is on page 195.

Dimensions are shown in millimeters (inches). Dimensions are not intended to be used for manufacturing purposes.



Bulletin 700-HC Relay

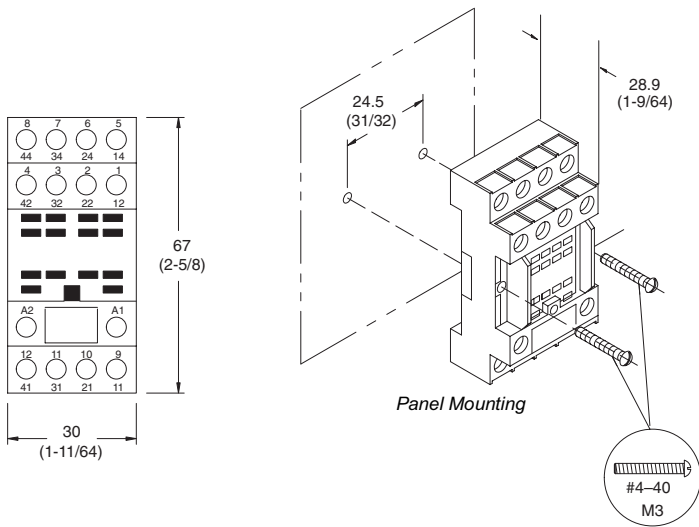


Cat. No. 199-DR1 DIN Mounting Rail Series B
Cat. No. 199-DR4 DIN Mounting Rail Series B Has No Mounting Holes

Cat. No.	A	B	C	D	Approx. Shipping Wt.
199-DR1	35 (1-3/8)	27 (1-1/16)	7.5 (19/64)	1.02 (1/64)	1.85 kg (4.07 lbs.) (10/pkg)
199-DR4	35 (1-3/8)	27 (1-1/16)	15 (19/32)	2.3 (3/32)	3.68 kg (8 lbs.) (5/pkg)

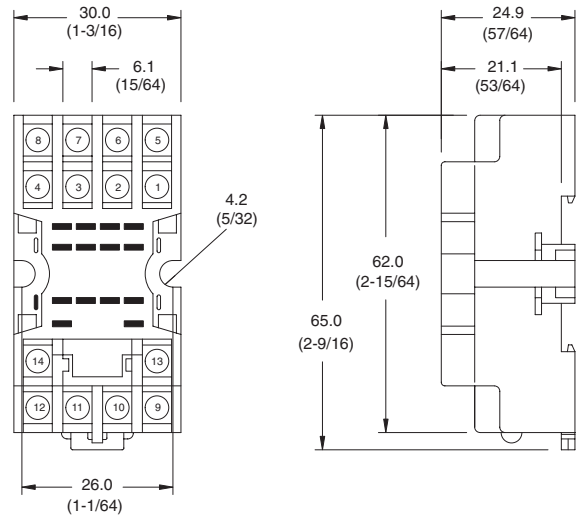
Bulletin 700-HC
Interposing/Isolation Relays
Approximate Dimensions, Continued

Dimensions are shown in millimeters (inches). Dimensions are not intended to be used for manufacturing purposes.



Cat. No. 700-HN103

Wire Size: 2 x 1.5 mm² (# 2-16 AWG...#1-20 AWG)
 (Either Solid or Stranded)
 Strip Length: 9 mm (3/8 in.) – Torque: 0.8 Nm (7 lb.-in.)



Cat. No. 700-HN128 ❶

Wire Size: 2 x 1.5 mm² (# 2-16 AWG...#1-20 AWG)
 (Either Solid or Stranded)
 Strip Length: 9 mm (3/8 in.) – Torque: 0.8 Nm (7 lb.-in.)

❶ Cat. No. 199-FSM Surge Suppressors fit on the coil terminals. See page 195.