Weight: 0.30 g Unit: mm

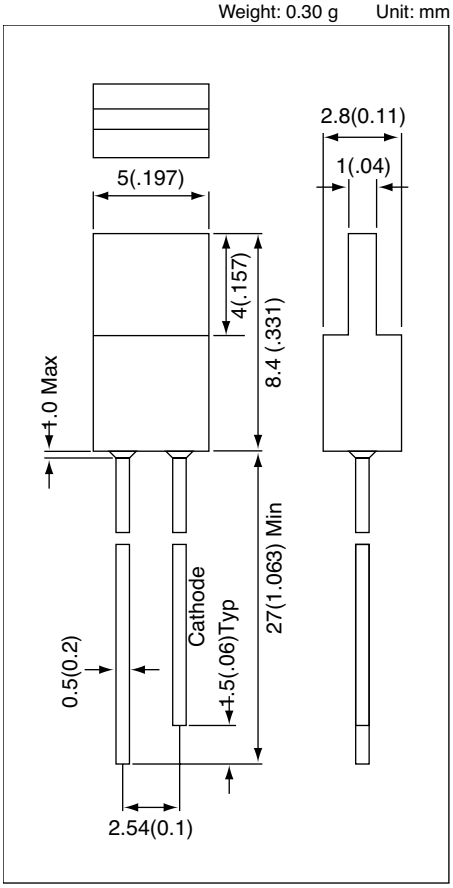

AND205RA

Special Shape
1mm x 5mm Rectangular

Features

- Low power requirement
- Special shape
- All plastic molded lens
- GaP – Red
- **RoHS Compliant**

Optical Characteristics (T = 25°C)

Part Number	Color		Lens Desc.	Axial Luminous Intensity (mcd)		Test Condition (I_F–mA)	Viewing Angle 2θ1/2 (deg)
	LED	Lens		Min.	Typ.		
AND205RA	Red	Red	Diffused	0.5	1.0	10	110

Absolute Maximum Ratings (T_A = 25°C)

Characteristics	Symbol	Rating	Unit
Forward Current	I_F	25	mA
Reverse Voltage	V_R	5	V
Power Dissipation	P_D	120	mW
Operating Temperature	T_{Opr}	-40 to +85	°C
Storage Temperature Range	T_{Stg}	-40 to +85	°C

Electro-Optical Characteristics (T_A = 25°C)

Characteristics	Symbol	Test Condition	AND205RA (Red)		Unit
			Typ.	Max.	
Forward Voltage	V_F	I_F = 20mA	2.0	2.5	V
Reverse Current	I_R	V_R = 5 V	–	10	μA
Peak Emission Wavelength	λp	I_F = 20mA	700	–	nm
Spectral Line Half Width	λ	I_F = 20mA	45	–	nm

Precaution

Please be careful of the following:

1. Soldering temperature: 260°C max; Soldering time: 3 sec. max; Soldering portion of lead: up to 2 mm from the body of the device.
2. The lead can be formed up to 5 mm from the body of the device without forming stress. Soldering should be performed after the lead forming.

Product specifications contained herein may be changed without prior notice.
It is therefore advisable to contact Purdy Electronics before proceeding with the design of equipment incorporating this product.

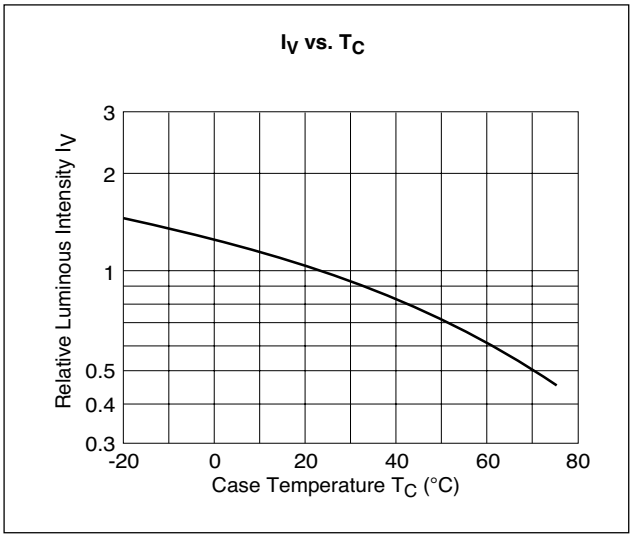
I_V vs. T_C
Relative Luminous Intensity I_V
3
2
1
0.5
0.4
0.3
-20
0
20
40
60
80
Case Temperature T_C (°C)

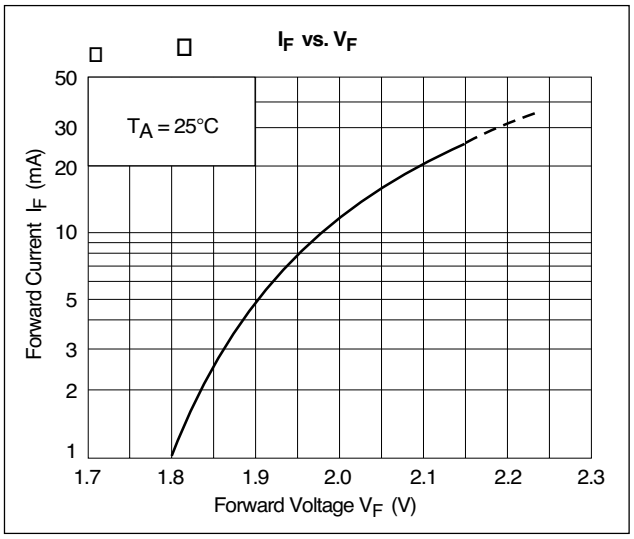
I_F vs. V_F
T_A = 25°C
Forward Current I_F (mA)
50
30
20
10
5
3
2
1
1.7
1.8
1.9
2.0
2.1
2.2
2.3
Forward Voltage V_F (V)

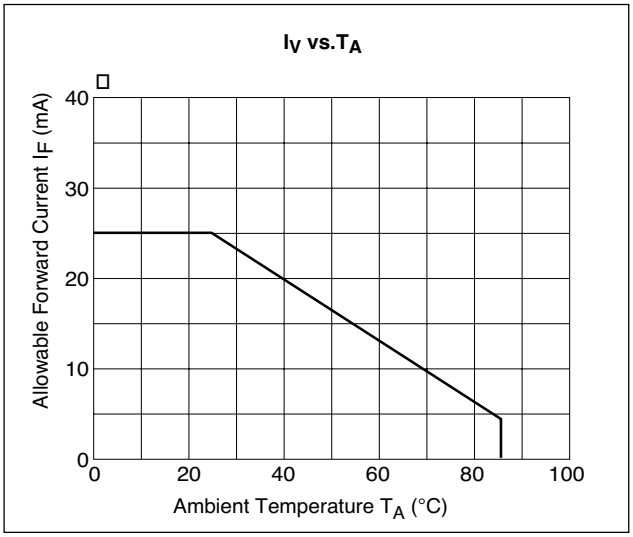
I_V vs.T_A
Allowable Forward Current I_F (mA)
40
30
20
10
0
0
20
40
60
80
100
Ambient Temperature T_A (°C)

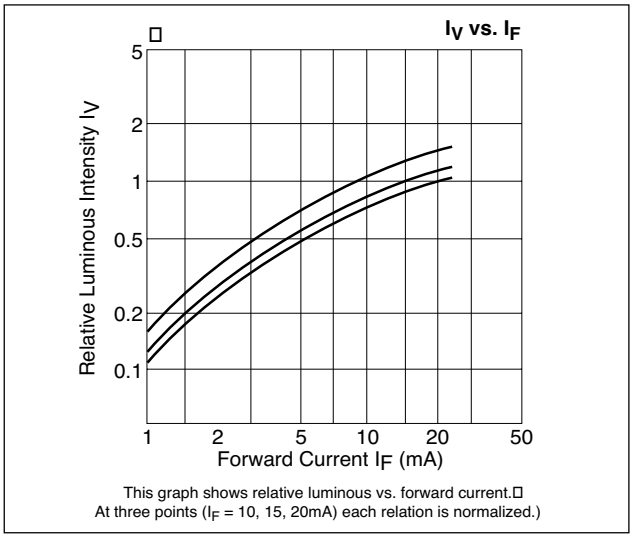
I_V vs. I_F
Relative Luminous Intensity I_V
5
2
1
0.5
0.2
0.1
1
2
5
10
20
50
Forward Current I_F (mA)
This graph shows relative luminous vs. forward current.
At three points (I_F = 10, 15, 20mA) each relation is normalized.)

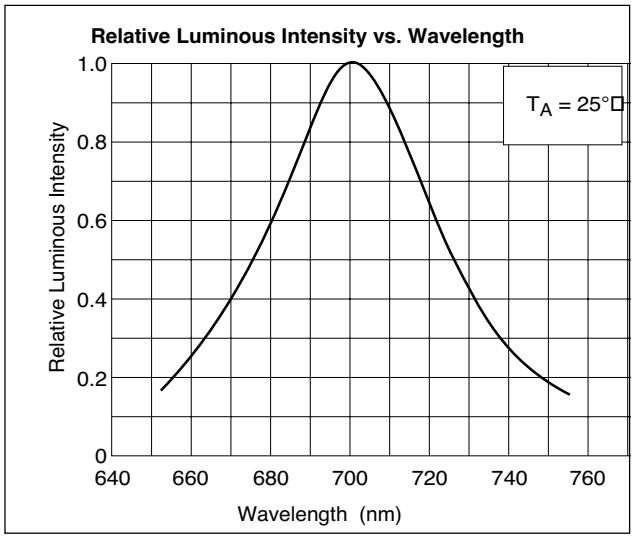
Relative Luminous Intensity vs. Wavelength
T_A = 25°
Relative Luminous Intensity
1.0
0.8
0.6
0.4
0.2
0
640
660
680
700
720
740
760
Wavelength (nm)