

C-TRIP CHARACTERISTICS

Application Examples:

Low inrush motors, lighting, wiring protection, appliances, business equipment, and control circuit applications. Relatively long thermal trip delay and medium magnetic trip point.

Type Designation

$\frac{2}{(a)}$ $\frac{C}{(b)}$ $\frac{N}{(c)}$ $\frac{U}{(d)}$ $\frac{60}{(e)}$

(a) = Number of Poles

(b) = Trip Characteristic

(c) = Blank: without neutral pole

= N: with neutral pole

(d) = U: UL/CSA version

= R: ring tongue terminals,

UL/CSA version

= Blank: European version

(e) = Rated Current

Approvals:



Voltage Rating[Ⓞ]

Interrupting Capacity (UL/CSA - Ratings)

Group Short Circuit (UL/CSA - Ratings)

Interrupting Capacity (VDE - Ratings)

Mechanical Endurance

Calibration Temperature

Standard Pack and Weight

Terminal Size Acceptability

Terminal Torque

Basic Dimensions (Elevation View)

[Ⓛ] Not European standard rating.

[Ⓜ] Please refer to page 21 for specific applications.

[Ⓝ] DC rating (Manufacturer's self certification): One pole 48VDC, two pole series 125VDC

* VDE pending

ONE POLE



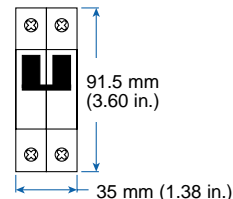
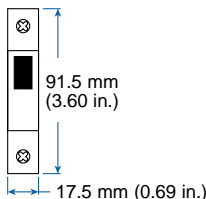
1C

ONE POLE PLUS NEUTRAL



2CN

Rated Current	Type/ Cat. No.	Approvals	Type/ Cat. No.	Approvals
0.3A	1CU03	UL SP Ⓝ	2CNU03	UL SP Ⓝ
0.5A	1CU05	UL SP Ⓝ	2CNU05	UL SP Ⓝ
0.75A	1CU075	UL SP Ⓝ	2CNU075	UL SP Ⓝ
0.8A [Ⓛ]	NA		NA	
1.0A	1CU1	UL SP Ⓝ	2CNU1	UL SP Ⓝ
1.6A	1CU1.6	UL SP Ⓝ	2CNU1.6	UL SP Ⓝ
2.0A	1CU2	UL SP Ⓝ	2CNU2	UL SP Ⓝ
2.5A	1CU2.5	UL SP Ⓝ	2CNU2.5	UL SP Ⓝ
3.0A	1CU3	UL SP Ⓝ	2CNU3	UL SP Ⓝ
3.5A	1CU3.5	UL SP Ⓝ	2CNU3.5	UL SP Ⓝ
4.0A	1CU4	UL SP Ⓝ	2CNU4	UL SP Ⓝ
5.0A	1CU5	UL SP Ⓝ	2CNU5	UL SP Ⓝ
6.0A	1CU6	UL SP Ⓝ	2CNU6	UL SP Ⓝ
8.0A	1CU8	UL SP Ⓝ	2CNU8	UL SP Ⓝ
10A	1CU10	UL SP Ⓝ	2CNU10	UL SP Ⓝ
12A [Ⓛ]	NA		NA	
12.5A	NA		NA	
13A	1CU13	UL SP Ⓝ	2CNU13	UL SP Ⓝ
15A [Ⓛ]	1CU15	UL SP	2CNU15	UL SP
16A	1CU16	UL SP Ⓝ	2CNU16	UL SP Ⓝ
20A	1CU20	UL SP Ⓝ	2CNU20	UL SP Ⓝ
25A	1CU25	UL SP Ⓝ	2CNU25	UL SP Ⓝ
30A [Ⓛ]	1CU30	UL SP	2CNU30	UL SP
32A	1CU32	UL SP Ⓝ *	2CNU32	UL SP Ⓝ *
40A	1CU40	UL SP Ⓝ *	2CNU40	UL SP Ⓝ *
50A	1CU50	UL SP Ⓝ *	2CNU50	UL SP Ⓝ *
60A [Ⓛ]	1CU60	UL SP	2CNU60	UL SP
63A	1CU63	UL Ⓝ *	2CNU63	UL Ⓝ *
277VAC			277VAC	
0.3-60A (RC): 10kA with UL-listed RK5 back-up fuse or MCCB			0.3-60A (RC): 10kA with UL-listed RK5 back-up fuse or MCCB	
0.3-10A (RC): 10kA; 13-60A (RC): 5kA no branch circuit protection required			0.3-10A (RC): 10kA; 13-60A (RC): 5kA no branch circuit protection required	
0.3-63A (RC): 10kA			0.3-63A (RC): 10kA	
10000 ON/OFF operations [Ⓜ]			10000 ON/OFF operations [Ⓜ]	
40°C (104°F)			40°C (104°F)	
10/0.3A - 32A = 1.4kg (3.1 lb.) 40A - 63A = 1.6kg (3.5 lb.)			5/0.3A - 32A = 1.3kg (2.9 lb.) 40A - 63A = 1.45kg (3.2 lb.)	
Top: 18-3 AWG; Bottom: 18-2 AWG			Top: 18-3 AWG; Bottom: 18-2 AWG	
20 lb.in.			20 lb.in.	



TWO POLE



2C



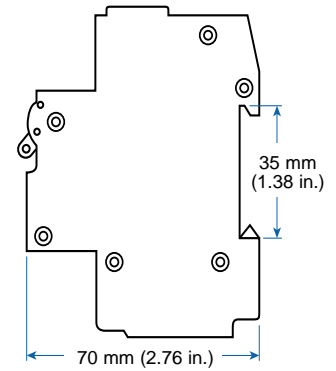
THREE POLE



3C



Basic Dimensions (side view)



Rated Current **Type/ Cat. No.** **Approvals**

0.3A	2CU03	UL, IEC, CSA
0.5A	2CU05	UL, IEC, CSA
0.75A	2CU075	UL, IEC, CSA
0.8A	NA	
1.0A	2CU1	UL, IEC, CSA
1.6A	2CU1.6	UL, IEC, CSA
2.0A	2CU2	UL, IEC, CSA
2.5A	2CU2.5	UL, IEC, CSA
3.0A	2CU3	UL, IEC, CSA
3.5A	2CU3.5	UL, IEC, CSA
4.0A	2CU4	UL, IEC, CSA
5.0A	2CU5	UL, IEC, CSA
6.0A	2CU6	UL, IEC, CSA
8.0A	2CU8	UL, IEC, CSA
10A	2CU10	UL, IEC, CSA
12A	NA	
12.5A	NA	
13A	2CU13	UL, IEC, CSA
15A	2CU15	UL, IEC, CSA
16A	2CU16	UL, IEC, CSA
20A	2CU20	UL, IEC, CSA
25A	2CU25	UL, IEC, CSA
30A	2CU30	UL, IEC, CSA
32A	2CU32	UL, IEC, CSA*
40A	2CU40	UL, IEC, CSA*
50A	2CU50	UL, IEC, CSA*
60A	2CU60	UL, IEC, CSA
63A	2CU63	UL, IEC, CSA*

480Y/277VAC

0.3-60A (RC): 10kA with UL-listed RK5 back-up fuse or MCCB

0.3-10A (RC): 10kA; 13-60A (RC): 5kA no branch circuit protection required

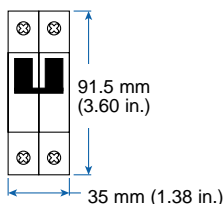
0.3-63A (RC): 10kA

10000 ON/OFF operations[®]

40°C (104°F)

5/1.4kg (3.1 lb.)

Top: 18-3 AWG; Bottom: 18-2 AWG
20 lb.in.



Type/ Cat. No. **Approvals**

3CU03	UL, IEC, CSA
3CU05	UL, IEC, CSA
3CU075	UL, IEC, CSA
NA	
3CU1	UL, IEC, CSA
3CU1.6	UL, IEC, CSA
3CU2	UL, IEC, CSA
3CU2.5	UL, IEC, CSA
3CU3	UL, IEC, CSA
3CU3.5	UL, IEC, CSA
3CU4	UL, IEC, CSA
3CU5	UL, IEC, CSA
3CU6	UL, IEC, CSA
3CU8	UL, IEC, CSA
3CU10	UL, IEC, CSA
NA	
NA	
3CU13	UL, IEC, CSA
3CU15	UL, IEC, CSA
3CU16	UL, IEC, CSA
3CU20	UL, IEC, CSA
3CU25	UL, IEC, CSA
3CU30	UL, IEC, CSA
3CU32	UL, IEC, CSA*
3CU40	UL, IEC, CSA*
3CU50	UL, IEC, CSA*
3CU60	UL, IEC, CSA
3CU63	UL, IEC, CSA*

480Y/277VAC

0.3-60A (RC): 10kA with UL-listed RK5 back-up fuse or MCCB

0.3-10A (RC): 10kA; 13-60A (RC): 5kA no branch circuit protection required

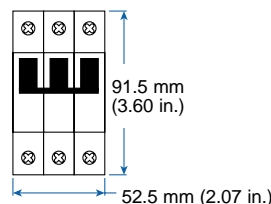
0.3-63A (RC): 10kA

10000 ON/OFF operations[®]

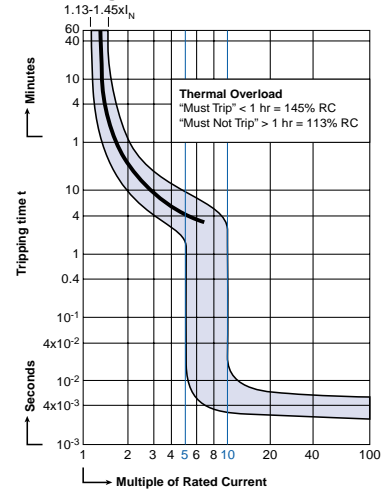
40°C (104°F)

4/1.68kg (3.7 lb.)

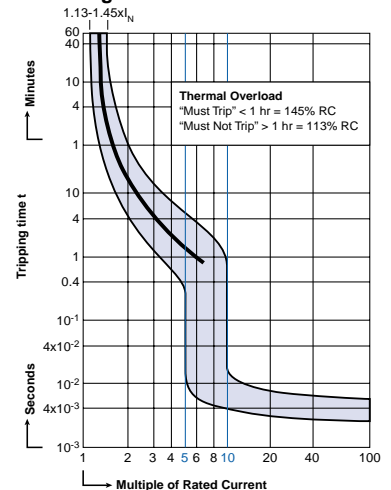
Top: 18-3 AWG; Bottom: 18-2 AWG
20 lb.in.



V-EA-C Trip 0.3A Through 10A Rated Current



V-EA-C Trip 13A Through 63A Rated Current



"C" Magnetic Trip Parameters Rated current 0.3A to 63A.

1. Hold for a minimum of 100ms at surge of 5 times rated current.
2. Trip in under 100ms at 10 times rated current.

NB: Trip curves shown comply with North American standards. For trip curves according to European standards please consult Altech.